



BRITISH SOCIETY for GYNAECOLOGICAL ENDOSCOPY

MEMBERS SURVEY 2017

Summary of conclusions

- To ensure that future surveys represent membership, we should keep more demographic data on individuals such as region, and age.
- Members value the bursaries given by the society.
- The Alan Gordon Fellowship is well supported by the members.
- The trainees' travelling fellowships are well supported by members.
- The medical bursaries are well supported by the members.
- The Nurse/GP/Hysteroscopist Bursaries are well supported by the members.
- The vast majority of the membership use the website.
- The website is rated well by the members.
- The video library is rated well by the members.
- The Endometriosis Centres database and registry are rated well.
- Over 90% of members have participated/attended the ASM at some time.
- The ASM is rated well by members.
- The Benign Abdominal Surgery Workshop is rated well by the members.
- The hysteroscopy meeting is rated well by the members.
- The Anatomy Course is rated positively by the members.
- The Ethicon ST5+ Hysterectomy Workshop is rated positively by members.
- The Olympus ST5+ 'Get up' Workshop is rated positively by the members.
- Disease Specific Study Days (e.g. Fibroids) are rated positively by members.
- Over 95% of the membership use the RCOG/BSGE guidelines.
- The guidelines are the most rated activity of the society.
- Perhaps the BSGE should do more guidelines and even commission some.
- Corporate membership of the ESGE is valued by the members.
- The Journal of Gynaecological Surgery is well rated by the members.
- Continued membership of the AAGL is supported by members.
- The Pilot Lap Hyst project is supported by the members.
- The Pre-Congress Courses are supported by members.
- The Scope is supported by members.
- The majority of members think that international meetings are a good idea.
- Members do not support rebranding the society.
- Members support an International/Associate membership category.
- Members support more topic orientated (e.g. fibroids) meetings.
- Members support the idea of a BSGE training centre.
- The idea of a second out of London office does not have majority support.
- Expenditure on bursaries was felt to be at about the correct level.
- Most members have not applied for a bursary.
- The majority of those who have applied for a bursary have been successful.
- Most people feel that the bursaries are fair. This could be improved on.
- More think we should remain AAGL members than not. This is not overwhelming.
- Most people never use the AAGL benefits.
- There is support for continued membership of ESGE.
- Benefits of the ESGE are often never used.
- The journal is well supported.
- A small majority of members cannot perform laparoscopic hysterectomy.

- Just under 50% of those who cannot perform a laparoscopic hysterectomy want to.
- Many respondents feel that their unit is under resourced.
- An annual membership survey is supported by members.

1.1 Introduction

The purpose of this exercise is to gain a wider opinion of our members' views including those outside council and AGM voters.

1.2 Methodology

- A 'Survey Monkey' questionnaire was sent to every member of the BSGE via an e-mail link.
- Every member was given three opportunities to respond to the survey which was sent on 31/1/2017, 6/2/2017, and finally on 20/2/2017.
- Data was collected up until Saturday 25/2/2017.
- A total of 1108 members were sent the link on each occasion.

2. Responses

2.1. Overall responses

- Overall there were 280 responses of which 218 (77.9%) were totally complete.
- This means that 280/1108 (25.3%) of members answered some of the survey.
- This means that 218/1108 (19.7%) of members answered every question.

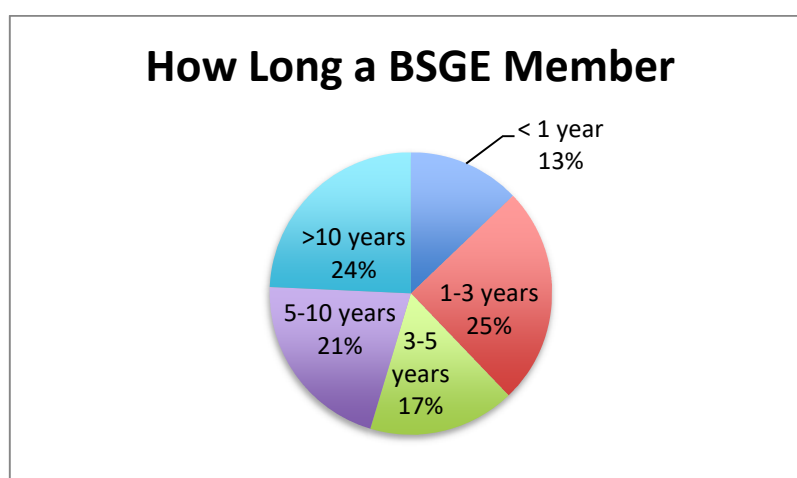
2.1.1. Comment

This is a good number of respondents but disappointing in terms of the proportion of members.

2.2. How long respondents had been members of the BSGE

- There were 280 respondents to this question

How Long a Member	Number	Proportion (%)
< 1 year	36	12.86
1-3 years	70	25.00
3-5 years	47	16.79
5-10 years	59	21.07
>10 years	68	24.29
Total	280	100



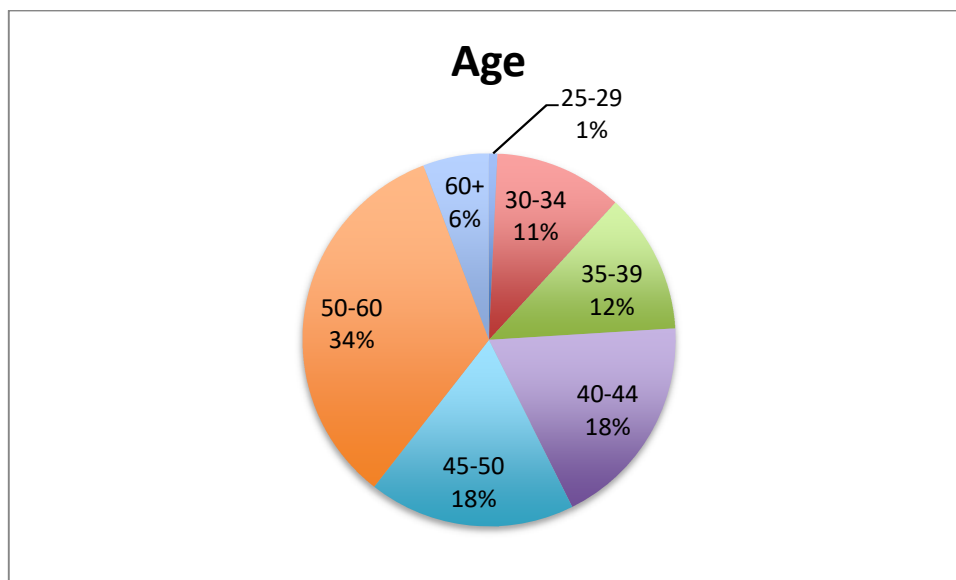
2.2.1. Comment

This question was asked to see if our respondents were representative of our membership. Regrettably, we have discovered that we do not collect this information from our members so we cannot make this assessment.

2.3. How old the respondents were

- There were 279 respondents to this question

Age	Number	Proportion (%)
25-29	2	0.72
30-34	31	11.11
35-39	34	12.19
40-44	52	18.64
45-50	50	17.92
50-60	94	33.69
>60	16	5.73
Total	279	100.00



2.3.1 Comment

This question was asked to see if our respondents were representative of our membership. Regrettably, we have discovered that we do not collect this information from our members so we cannot make this assessment.

2.4 Sex of respondents

- There were 279 respondents to this question

Sex	Number	Proportion (%)
Female	146	52.33
Male	133	47.67
Total	279	100.00

2.4.1 Comment

This question was asked to see if our respondents were representative of our membership. Regrettably, we have discovered that we do not collect this information from our members so we cannot make this assessment.

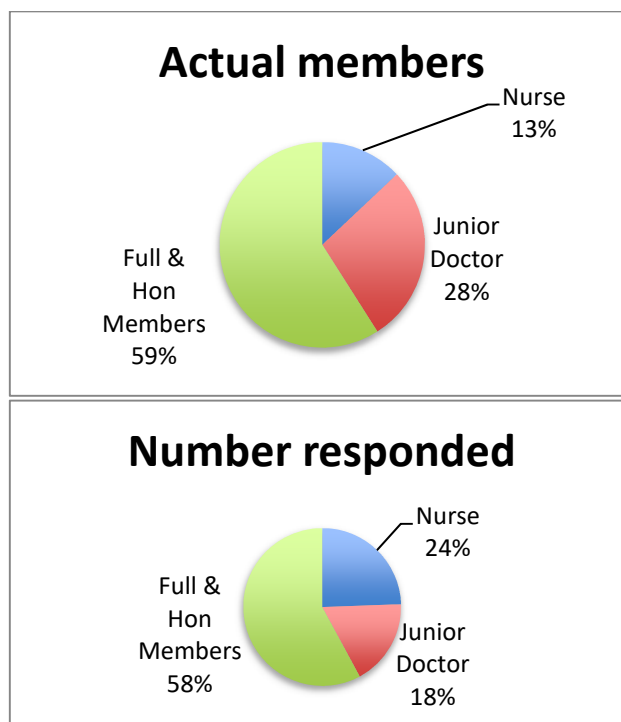
2.5 Grade of respondents

- There were 278 respondents to this question

Grade	Grade	Proportion (%)
Trainee ST5-	13	4.68
Trainee ST6+	36	12.95
Consultant	150	53.96
Retired	5	1.80
Non-Consultant Career Grade	4	1.44
Nurse	68	24.46
Other	2	0.72
Total	278	100.00

2.5.1 The proportion of different grades who responded

	Actual members	No. responded	Proportion (%)
Nurse	143	68	47.55
Junior Doctor	310	49	15.81
Full & Hon Members	652	161	24.69
Total	1105	278	25.16



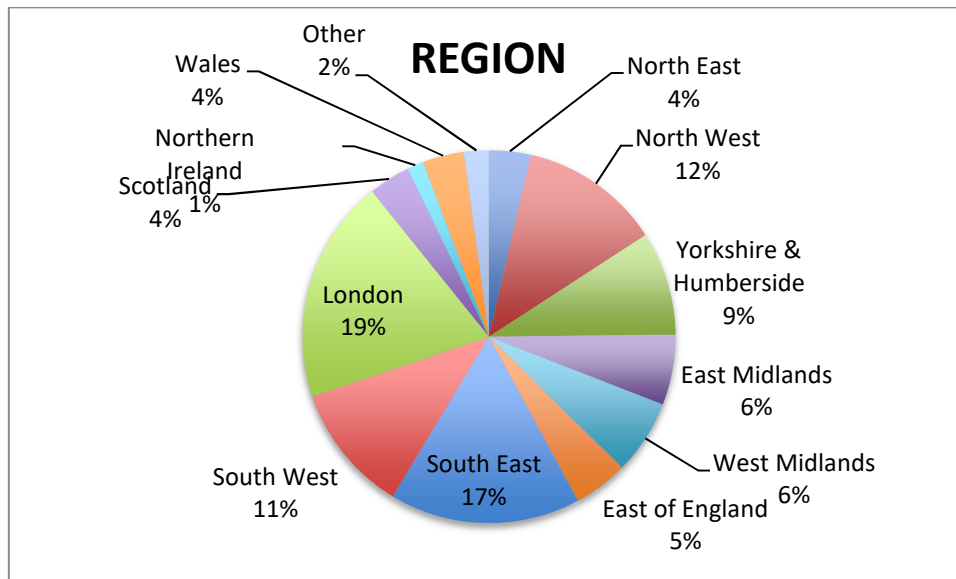
2.5.2 Comment

This question was asked to see if our respondents were representative of our membership. The survey represents the consultant and non-consultant career grade level appropriately but is probably under-represented by the trainees and over-represented by nurses.

2.6 Region of respondents

- There were 278 respondents to this question

Region	Number	Proportion (%)
North East	10	3.60
North West	34	12.23
Yorkshire & Humberside	25	8.99
East Midlands	17	6.12
West Midlands	18	6.47
East of England	13	4.68
South East	46	16.55
South West	31	11.15
London	54	19.42
Scotland	10	3.60
Northern Ireland	4	1.44
Wales	10	3.60
Other	6	2.16
England Total	248	89.21
Total	30	10.79



2.6.1 Comment

This question was asked to see if our respondents were representative of our membership. Regrettably, we have discovered that we do not collect this information from our members so we cannot make this assessment.

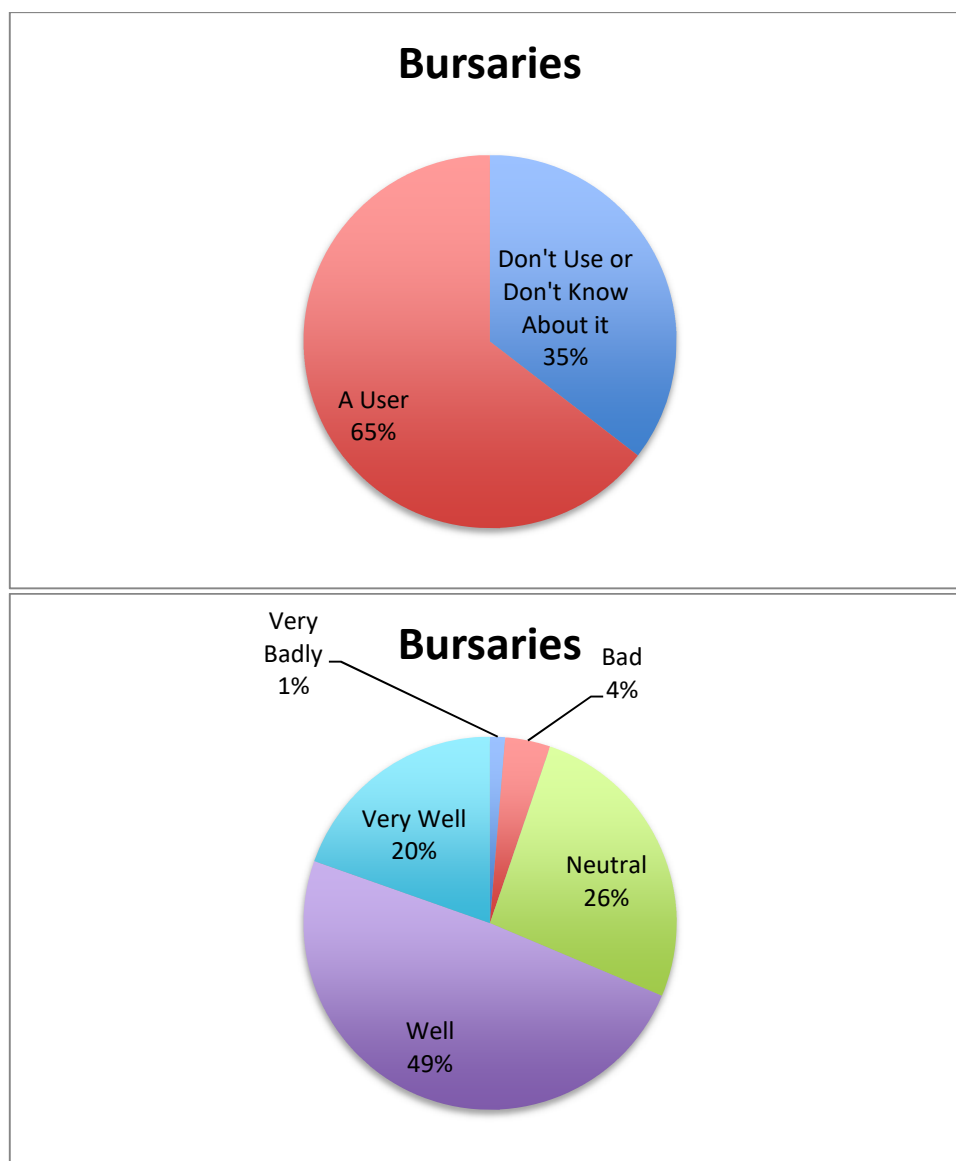
2.7 Summary and conclusion of our respondents

- There were a significant number of responses from a diverse section of the membership.
- Trainees were under-represented among the respondents.
- Nurses were over-represented among respondents.
- To ensure that future surveys represent our membership, the society database should keep more demographic data on our members such as region, age, and duration of membership of the society.

3. Value of different aspects of the society

3.1 Bursaries

- 237 people answered this question

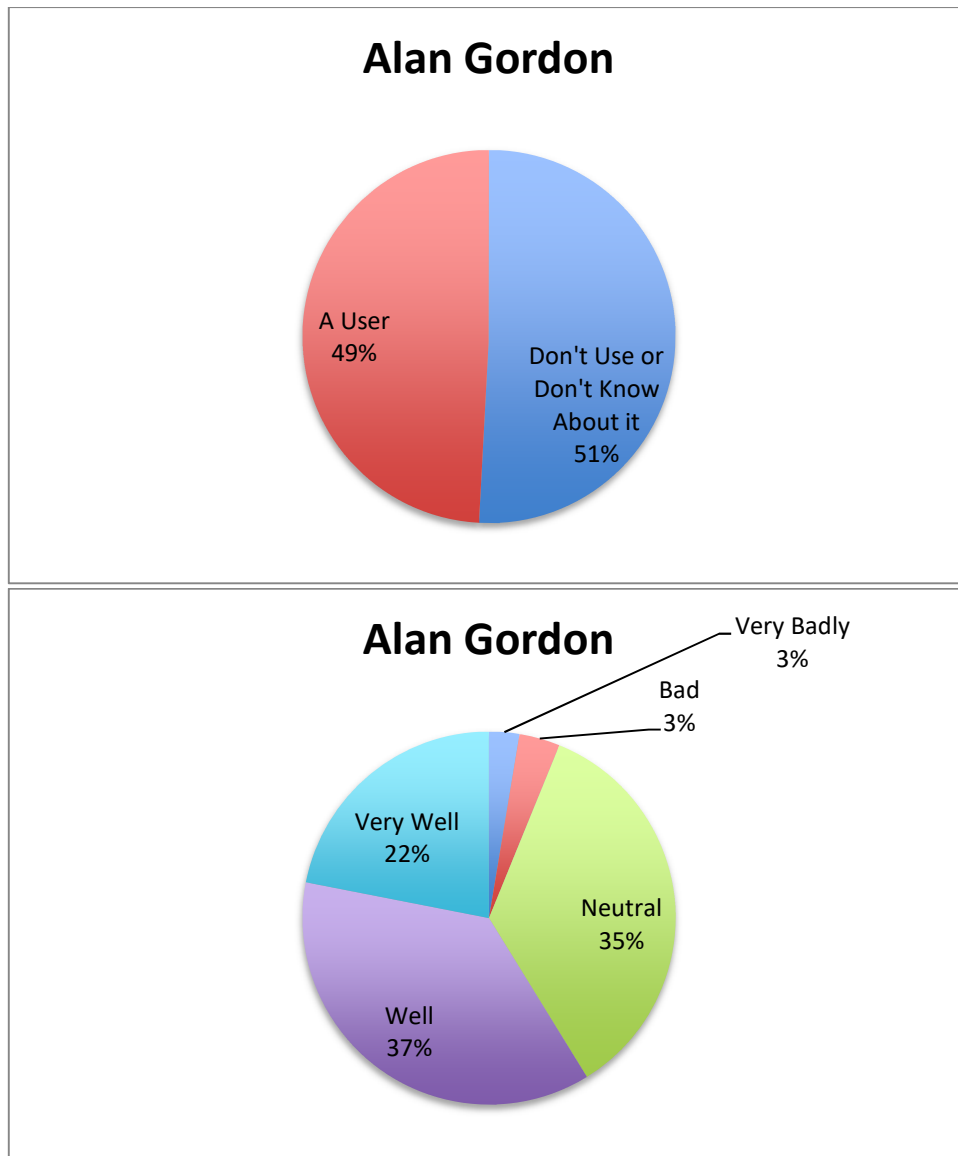


3.1.1 Comment

Of the 153 (65%) of people who use the service and rated it, 5% rated it badly or very badly and 69% of people rated it well or very well. From this question the bursaries are well supported by the members.

3.2 Alan Gordon Fellowship

- 232 people answered this question

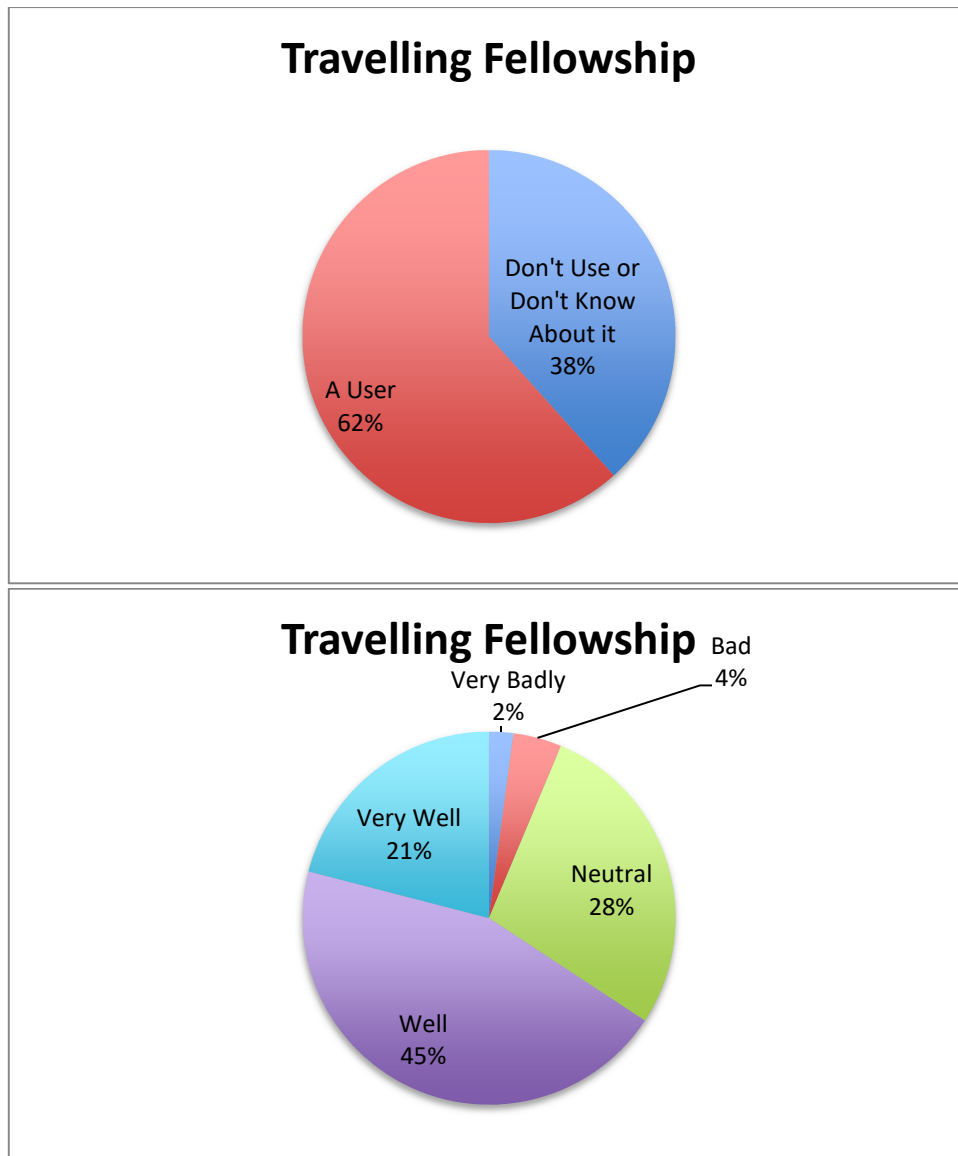


3.2.1 Comment

Of the 114 (49%) of people who use the service and rated it, 6% rated it badly or very badly and 59% of people rated it well or very well. From this question the Alan Gordon Fellowship is well supported by the members.

3.3 Trainees Travelling Fellowships

- 232 people answered this question

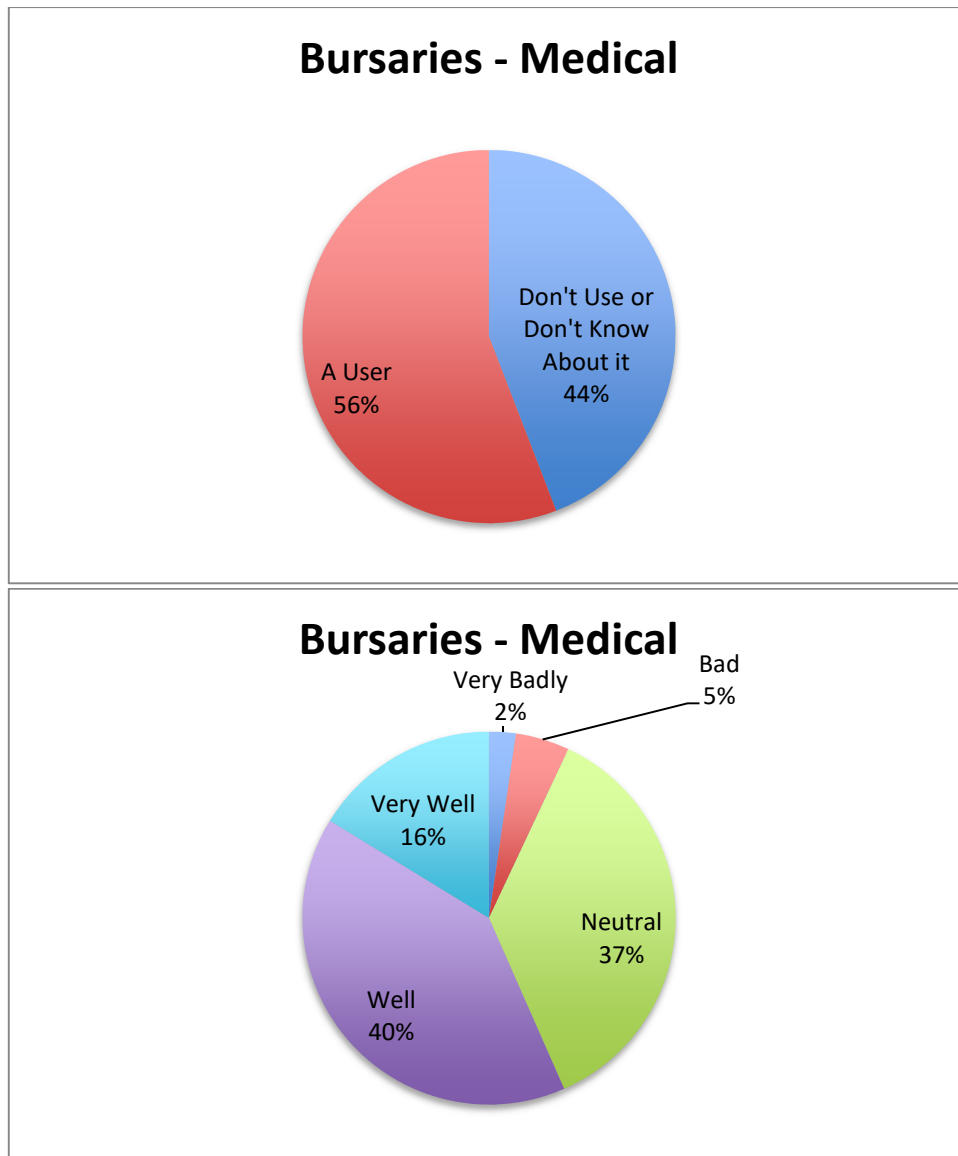


3.3.1 Comment

Of the 147 (62%) of people who use the service and rated it, 6% rated it badly or very badly and 66% of people rated it well or very well. From this question the Trainees' Travelling Fellowships are well supported by the members.

3.4 Medical Bursaries

- 231 people answered this question

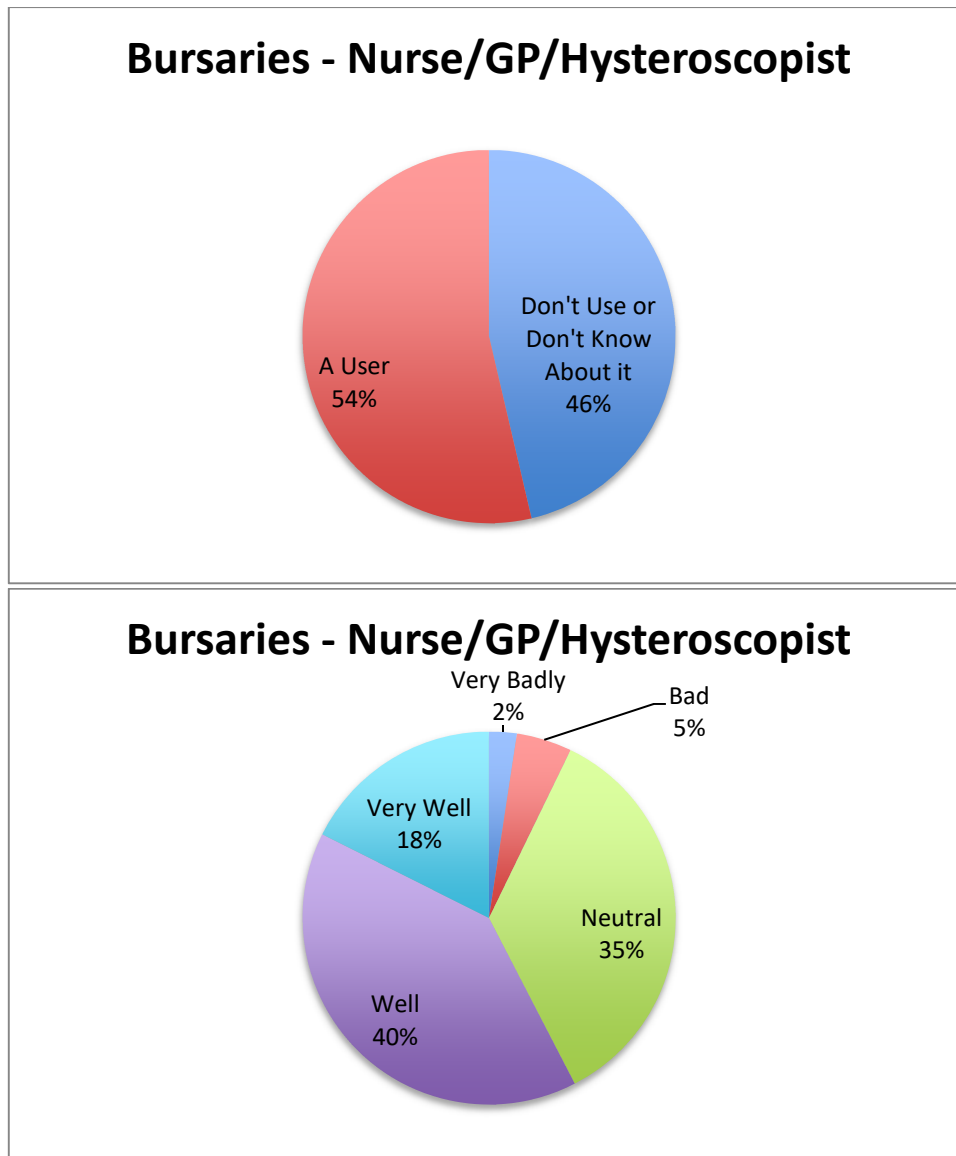


3.4.1 Comment

Of the 129 (56%) of people who use the service and rated it, 7% rated it badly or very badly and 56% of people rated it well or very well. From this question the Medical Bursaries are well supported by the members.

3.5 Nurse Hysteroscopist, GP, Paramedic Bursaries

- 231 people answered this question

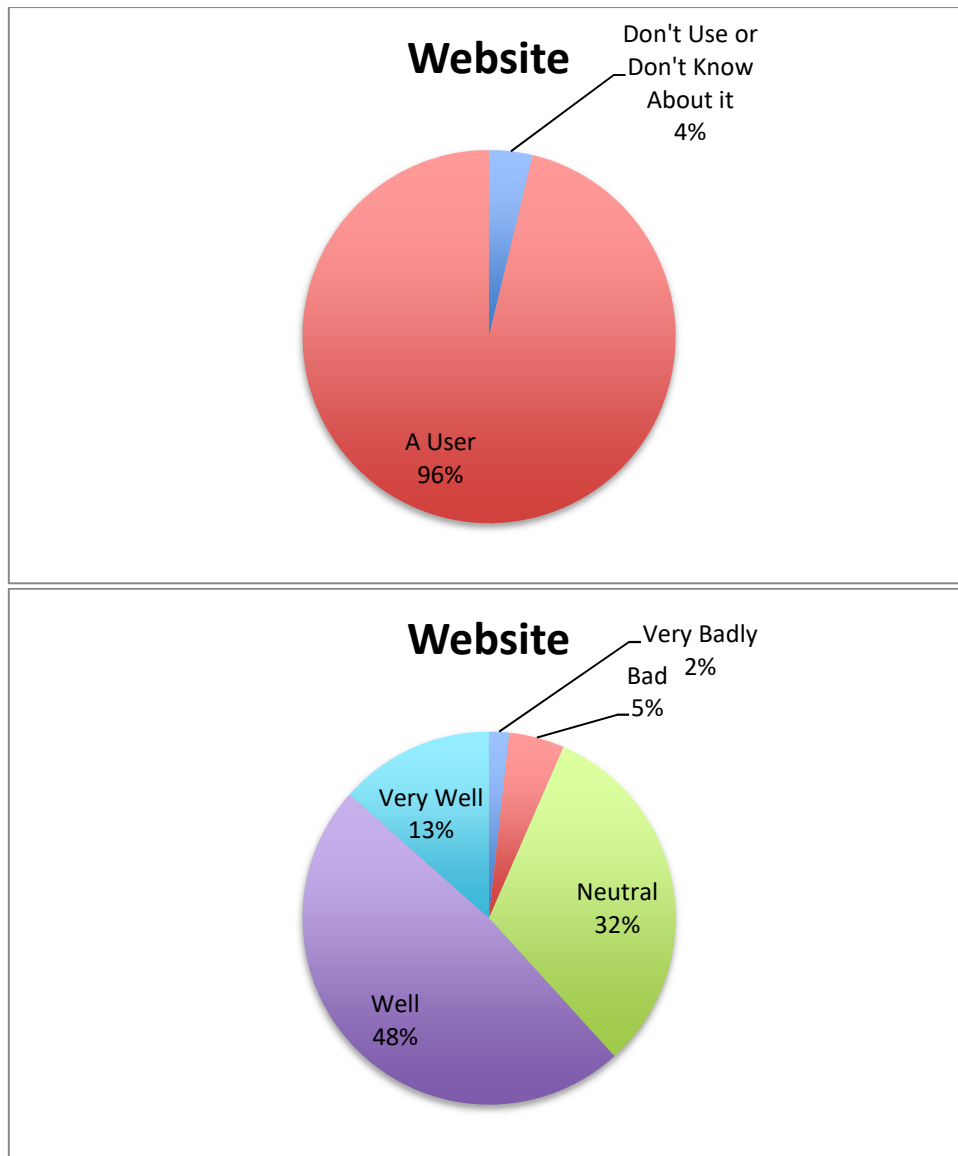


3.5.1 Comment

Of the 125 (54%) of people who use the service and rated it, 7% rated it badly or very badly and 58% of people rated it well or very well. It is assumed from the answers that a number of doctors answered this question probably with information about their colleagues in nursing. From this question the Nurse/GP/Hysteroscopist Bursaries are well supported by the members.

3.6 Website

- 239 people answered this question

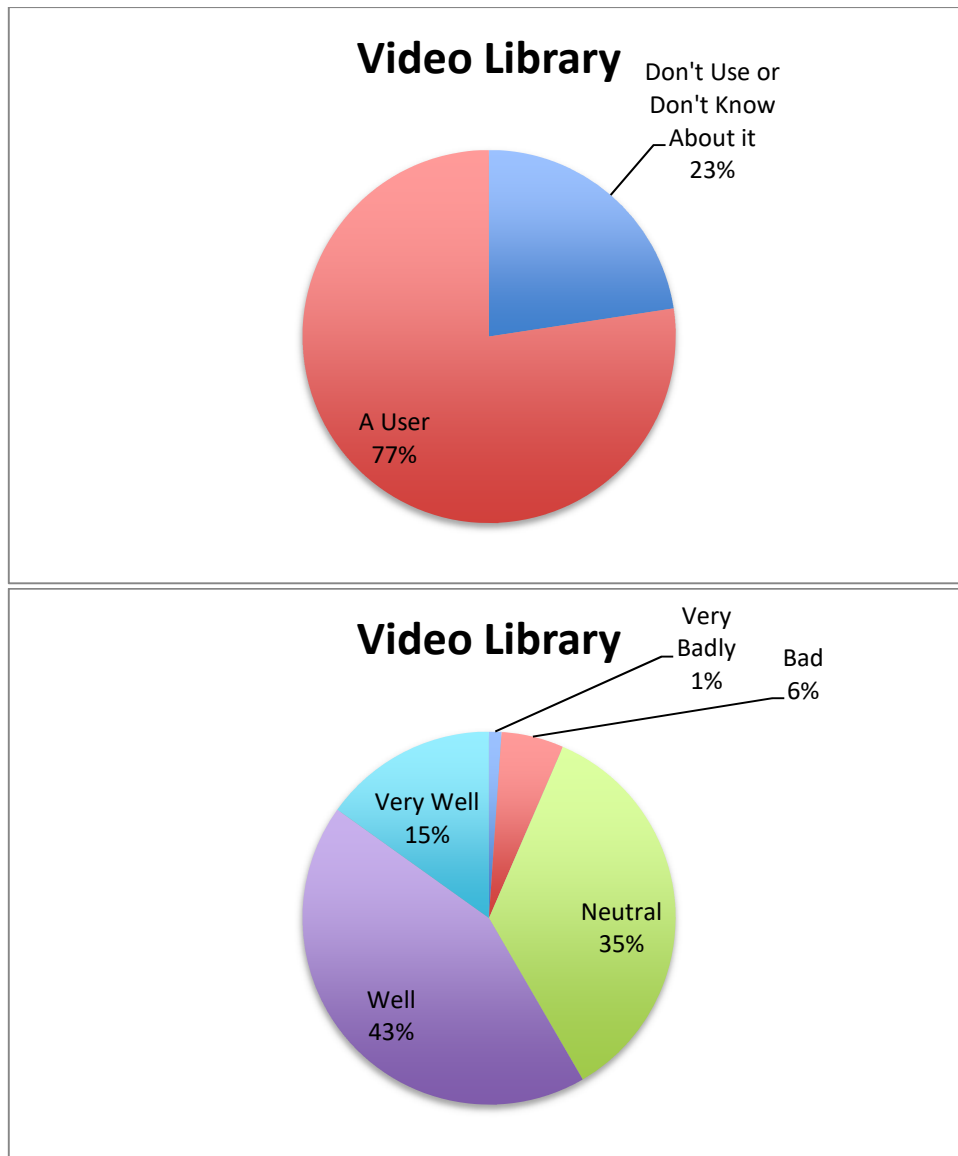


3.6.1 Comment

The vast majority of the membership use the website. Of the 230 (98%) of people who use the service and rated it, 7% rated it badly or very badly and 62% of people rated it well or very well. The website is rated well by the members.

3.7 Video Library

- 239 people answered this question

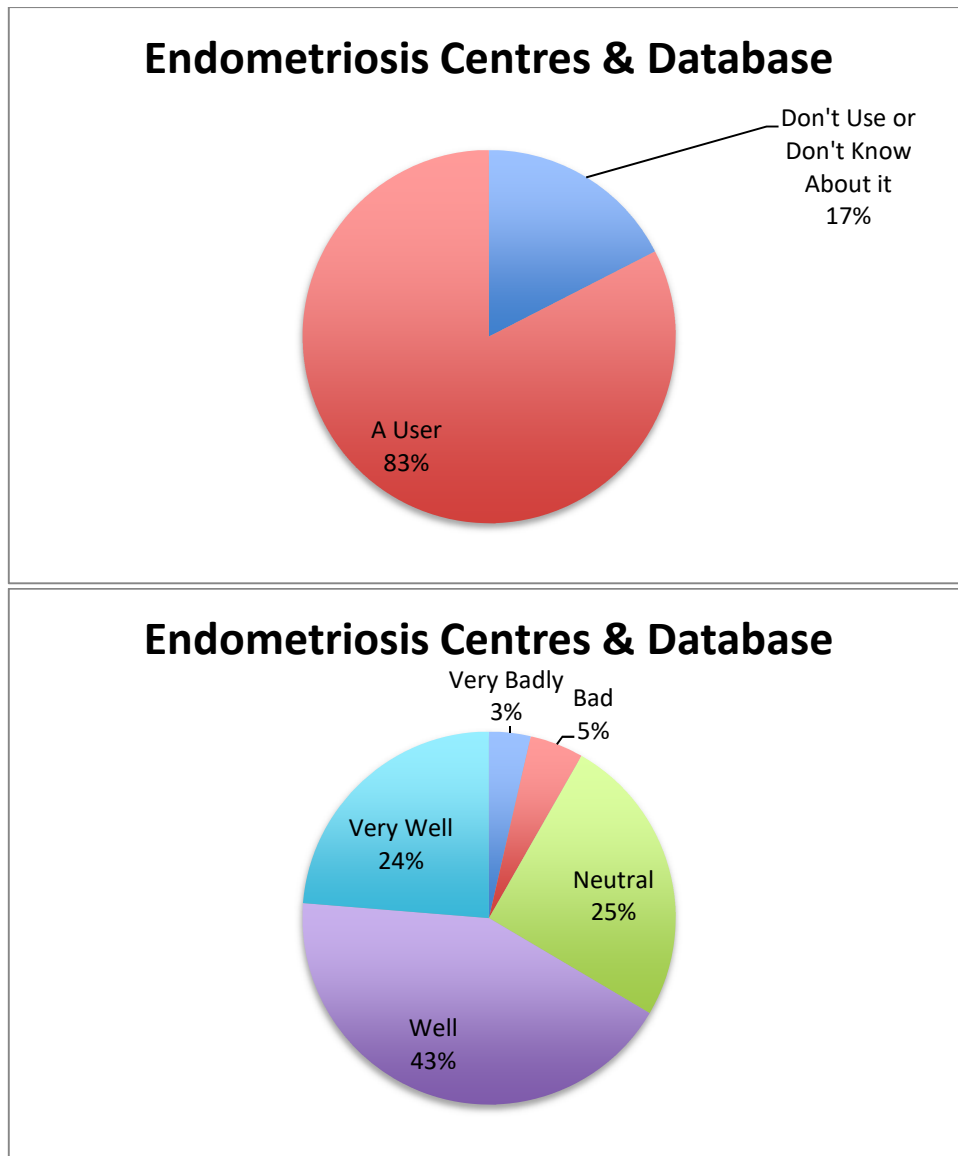


3.7.1 Comment

Of the 185 (77%) of people who use the service and rated it, 7% rated it badly or very badly and 58% of people rated it well or very well. The video library is rated well by the members.

3.8 Endometriosis Centres & Database

- 239 people answered this question

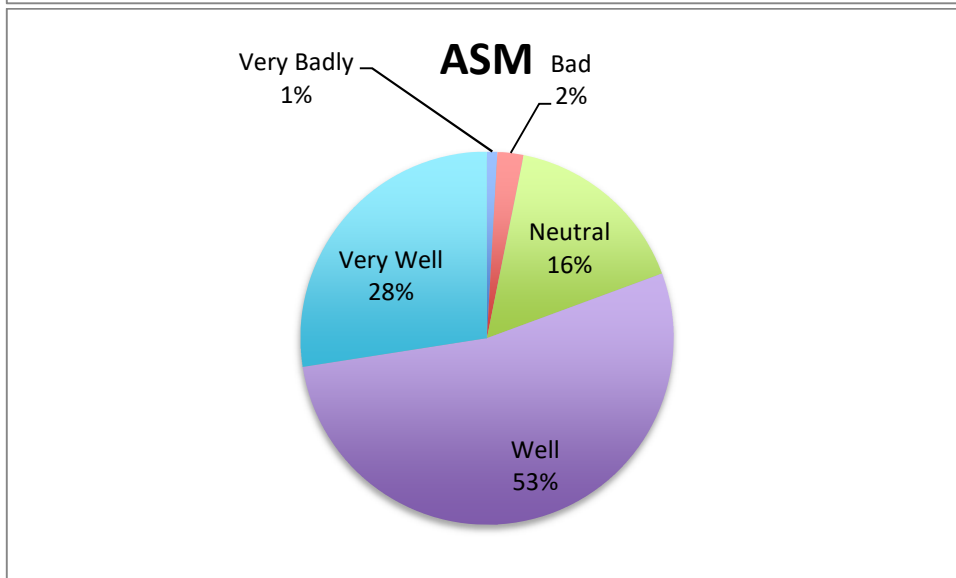
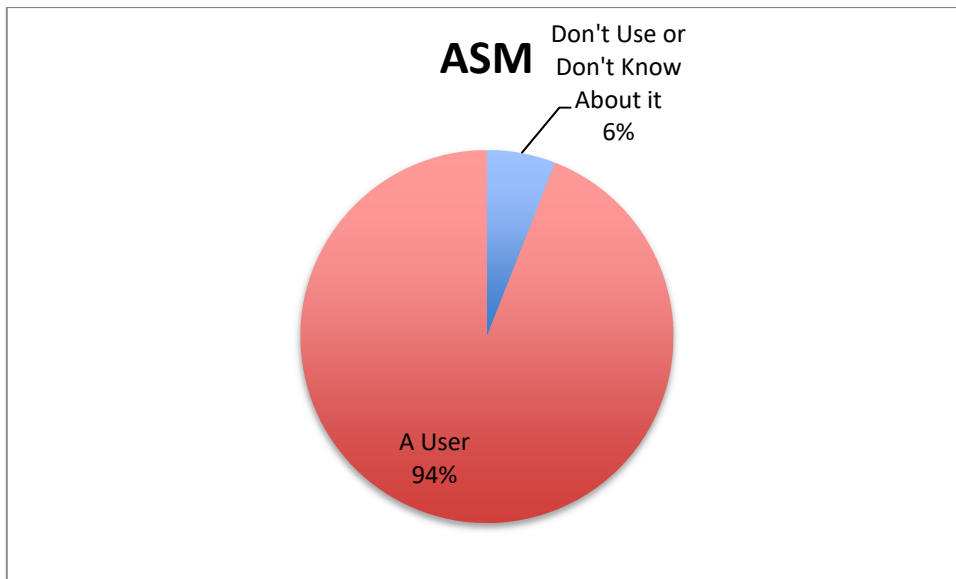


3.8.1 Comment

Of the 194 (83%) of people who use the service and rated it, 8% rated it badly or very badly and 67% of people rated it well or very well. The Endometriosis Centres database and registry is rated well by the members.

3.9 ASM

- 236 people answered this question

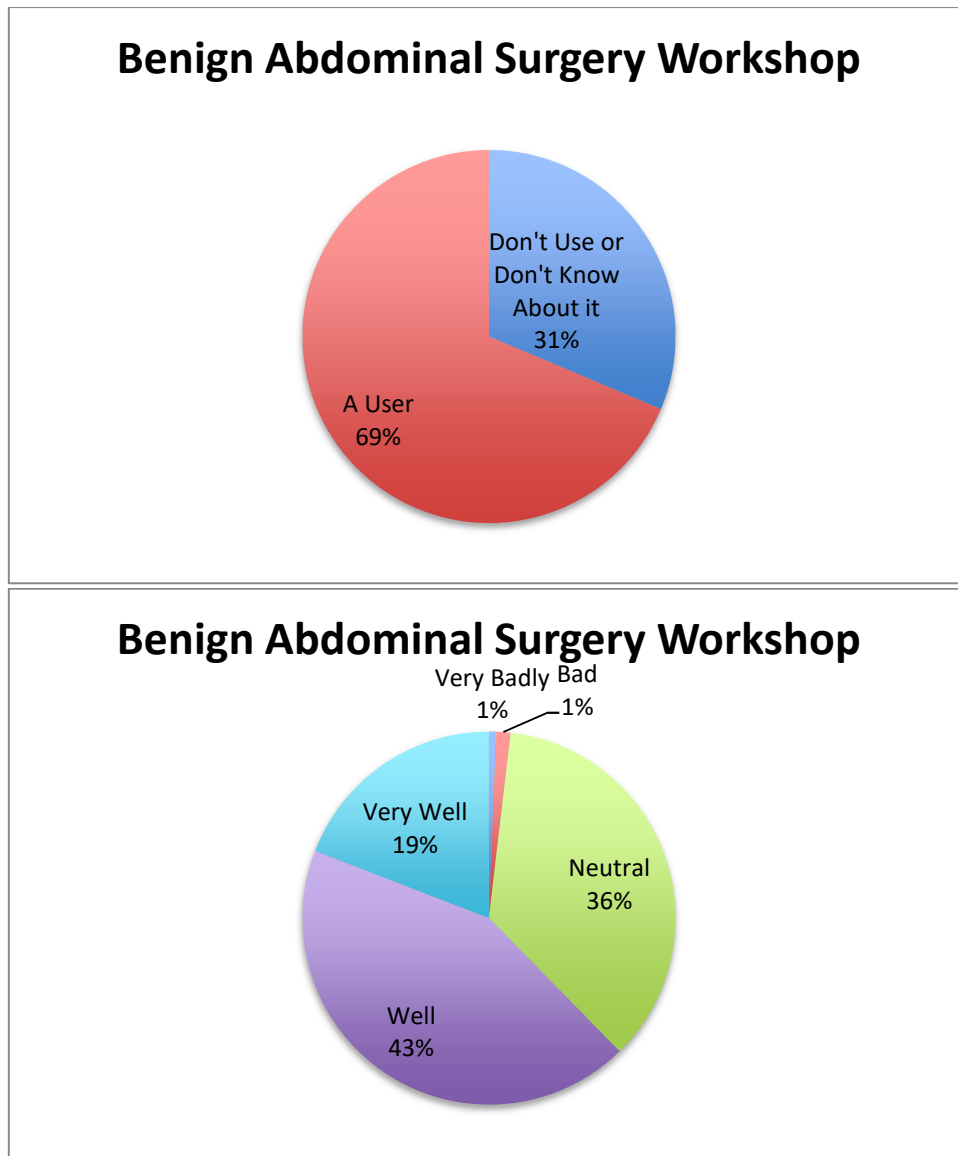


3.9.1 Comment

Of the 222 (94%) of people who use the service and rated it, 3% rated it badly or very badly and 82% of people rated it well or very well. The ASM is rated well by the members.

3.10 Benign Surgery Meeting

- 236 people answered this question

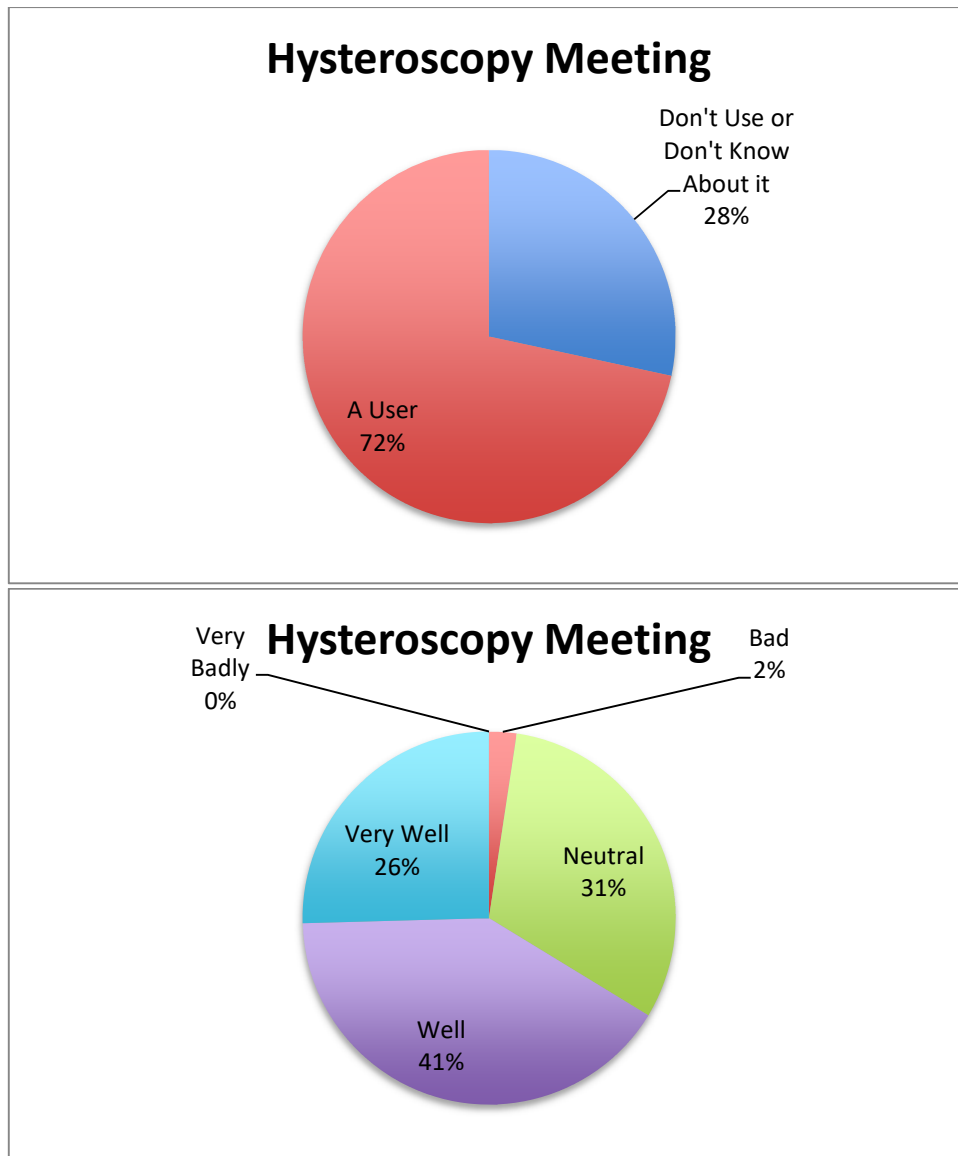


3.10.1 Comment

Of the 162 (69%) of people who use the service and rated it, 2% rated it badly or very badly and 62% of people rated it well or very well. The Benign Abdominal Surgery Workshop is rated well by the members.

3.11 Hysteroscopy Meeting

- 236 people answered this question

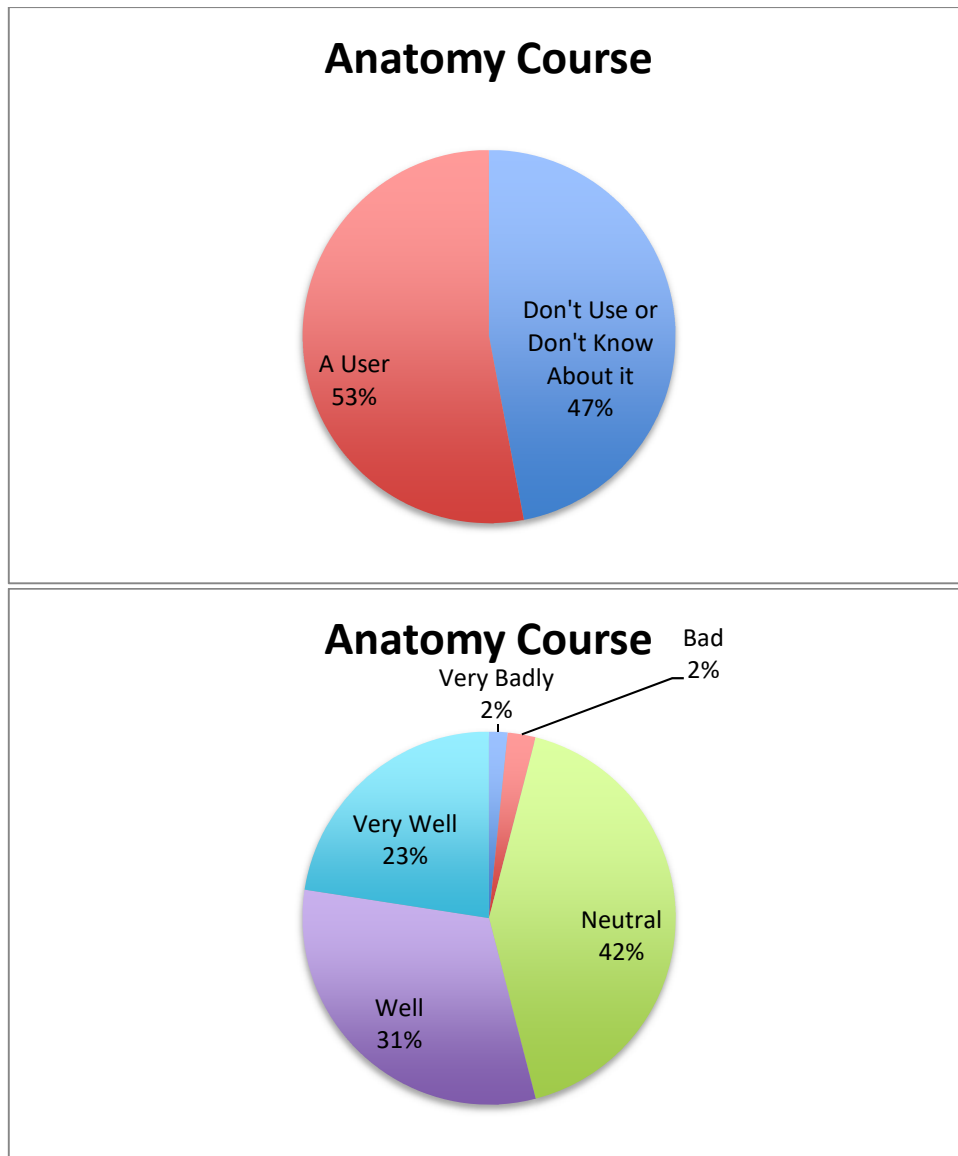


3.11.1 Comment

Of the 169 (72%) of people who use the service and rated it, 2% rated it badly or very badly and 67% of people rated it well or very well. The Hysteroscopy meeting is rated well by the members.

3.12 Anatomy Workshop

- 234 people answered this question

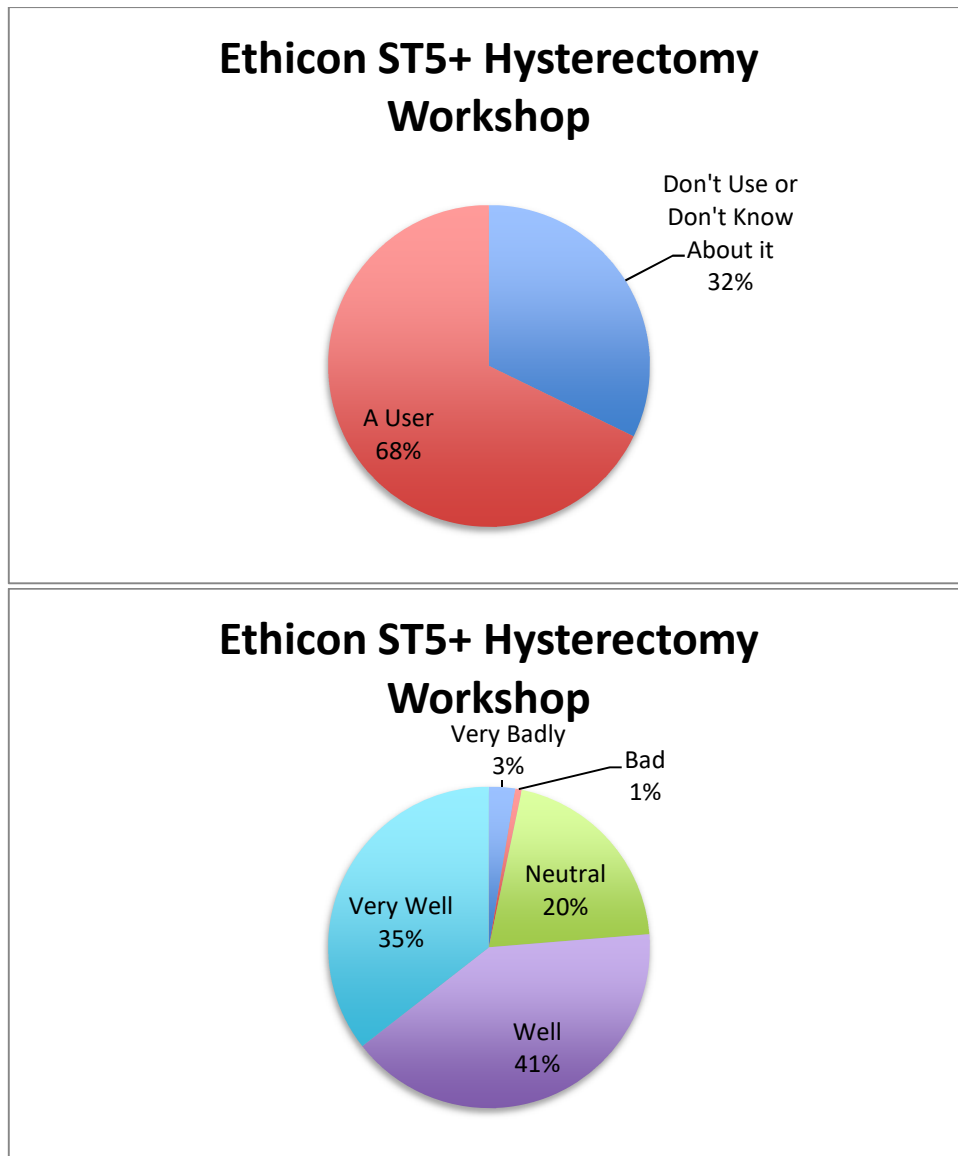


3.12.1 Comment

Of the 124 (53%) of people who use the service and rated it, 4% rated it badly or very badly and 53% of people rated it well or very well. The Anatomy Course is rated positively by the members.

3.13 Ethicon ST5+ Hysterectomy Workshop

- 239 people answered this question

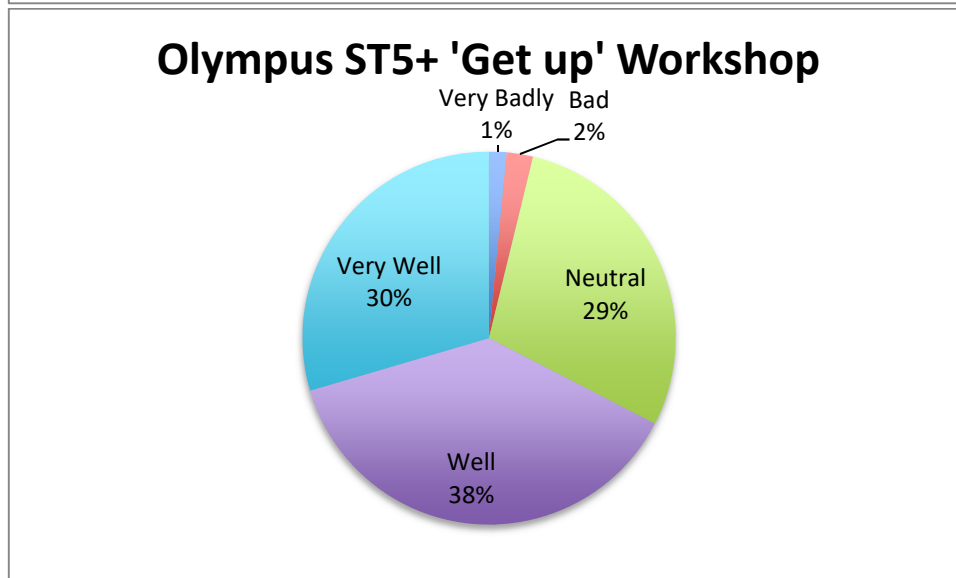
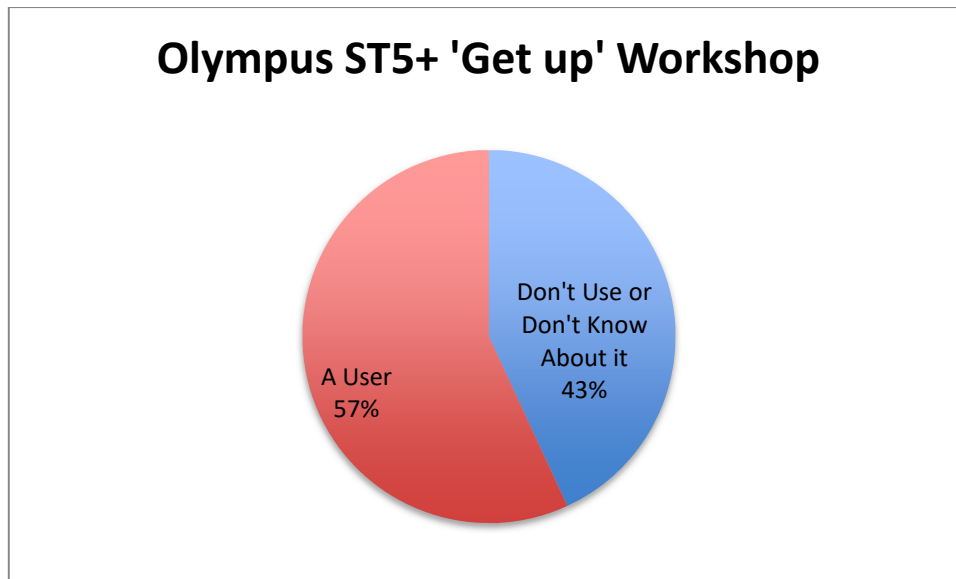


3.13.1 Comment

Of the 162 (68%) of people who use the service and rated it, 4% rated it badly or very badly and 76% of people rated it well or very well. The Ethicon ST5+ Hysterectomy Workshop is rated positively by the members.

3.14 Olympus 'GET UP' ST5+ Workshop

- 232 people answered this question

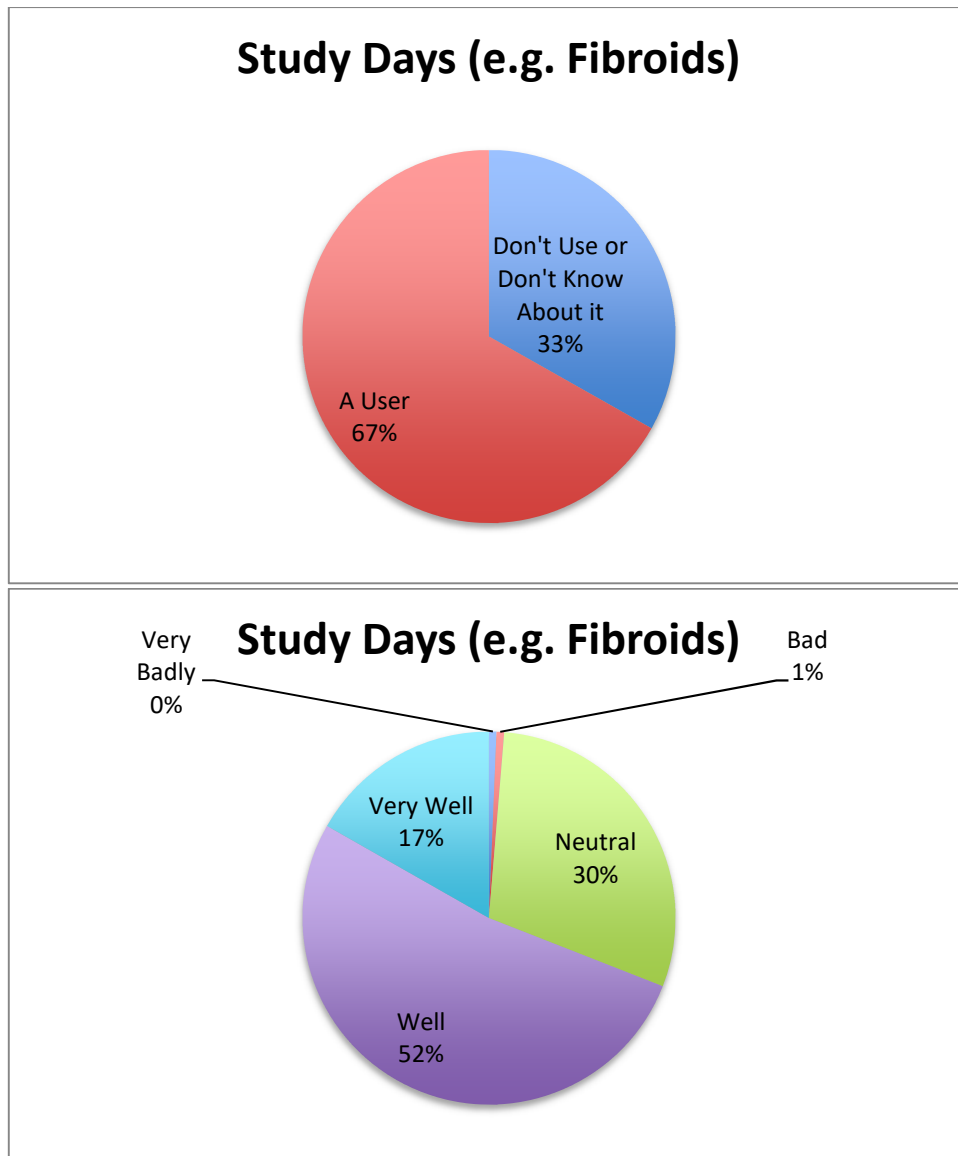


3.14.1 Comment

Of the 132 (57%) of people who use the service and rated it, 3% rated it badly or very badly and 68% of people rated it well or very well. The Olympus ST5+ 'Get up' Workshop is rated positively by the members.

3.15 Study days (e.g. fibroid conference)

- 232 people answered this question

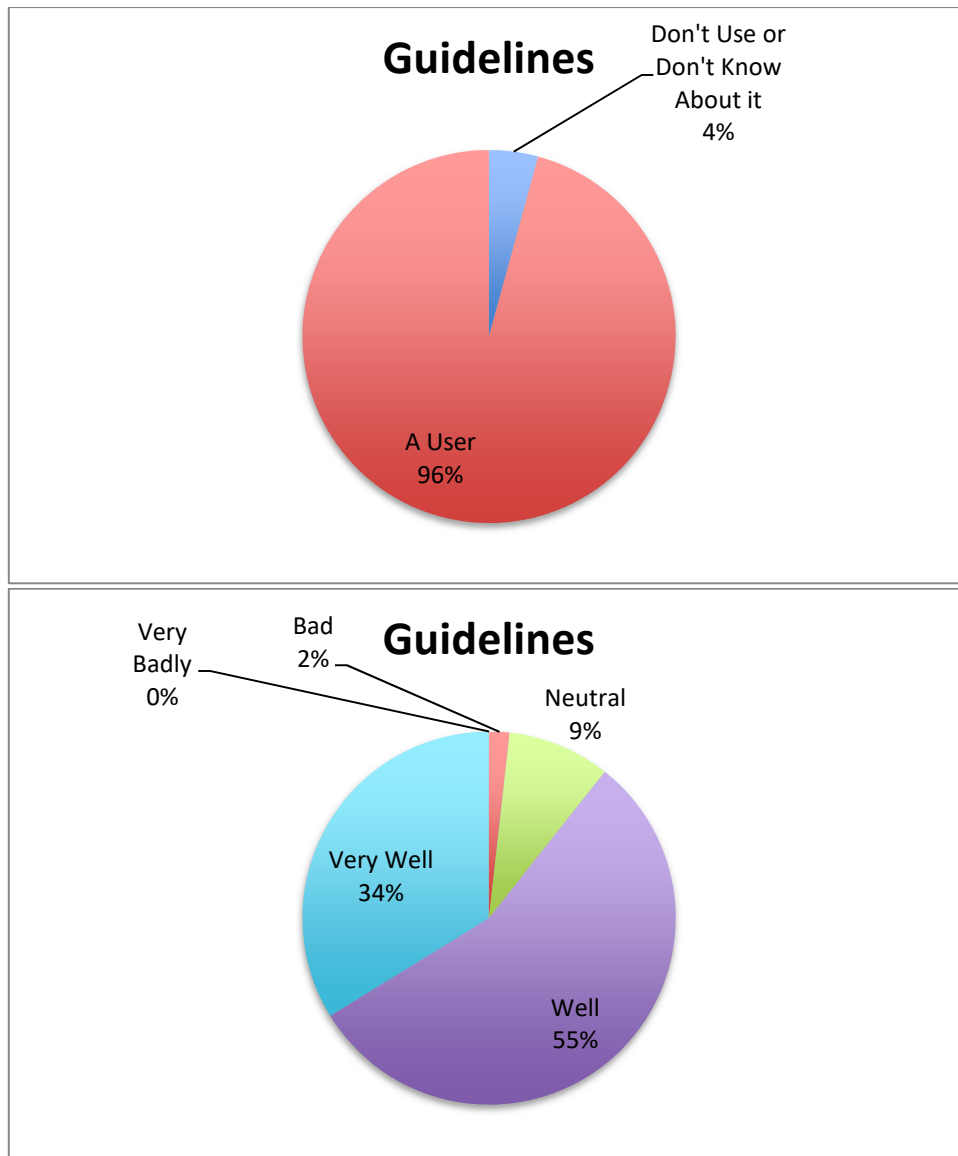


3.15.1 Comment

Of the 155 (67%) of people who use the service and rated it, 1% rated it badly or very badly and 69% of people rated it well or very well. The Disease Specific Study Days (e.g. Fibroids) are rated positively by the members.

3.16 RCOG/BSGE joint guidelines

- 235 people answered this question

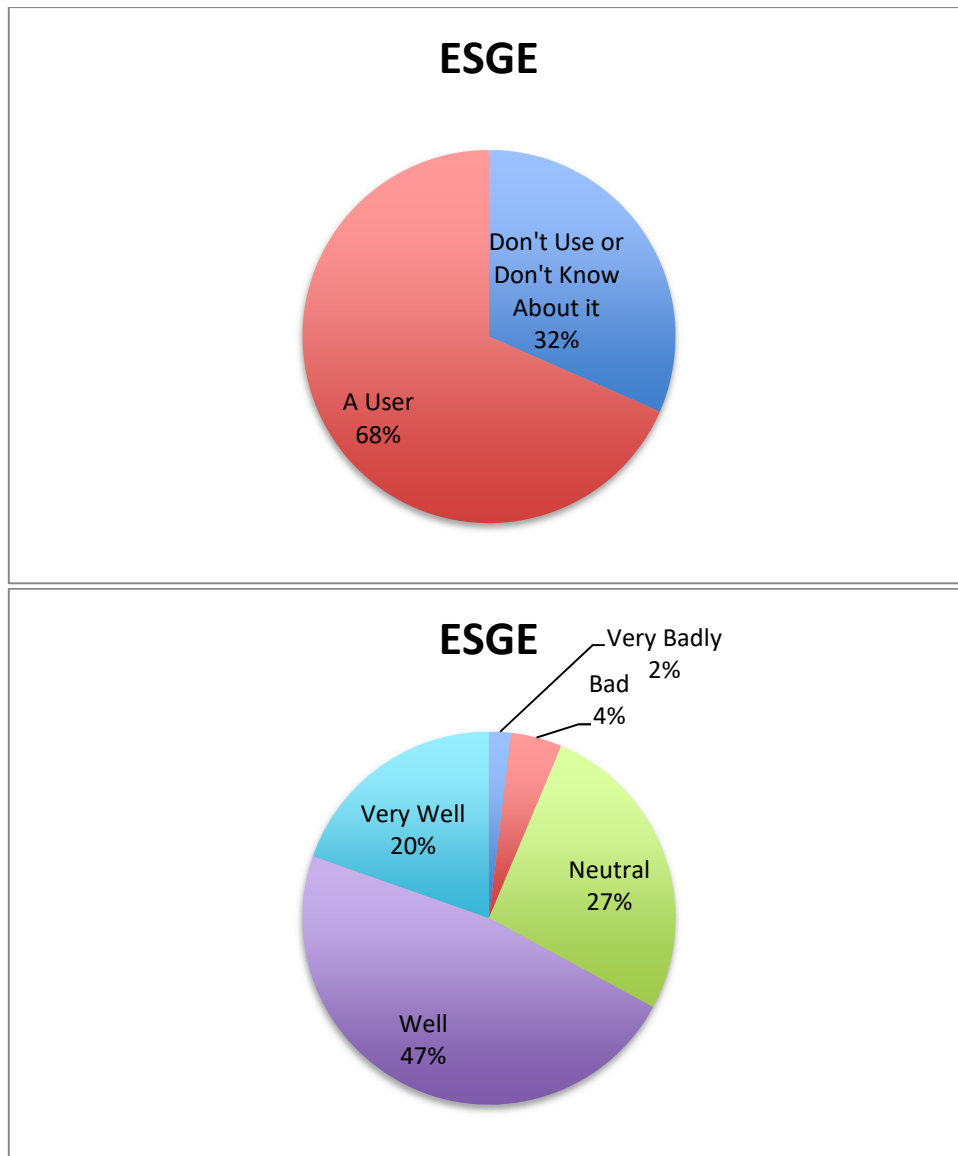


3.16.1 Comment

Of the 225 (96%) of people who use the service and rated it, 2% rated it badly or very badly and 89% of people rated it well or very well. The Guidelines are very well supported by members.

3.17 ESGE Membership

- 231 members answered this question

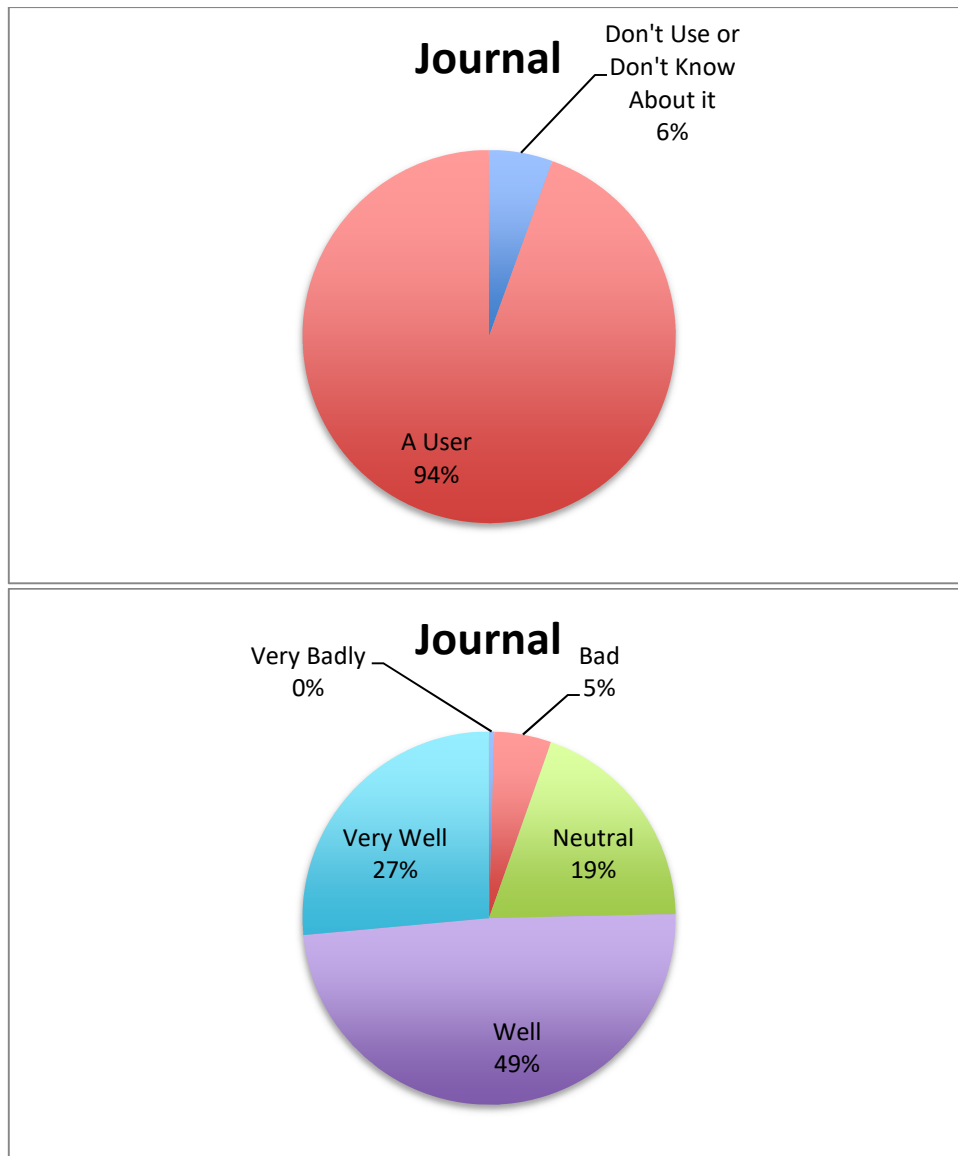


3.17.1 Comment

Of the 158 (68%) of people who use the service and rated it, 6% rated it badly or very badly and 67% of people rated it well or very well. From this question the ESGE is well supported by the members.

3.18 The Journal 'Gynaecological Surgery'

- 236 members answered this question

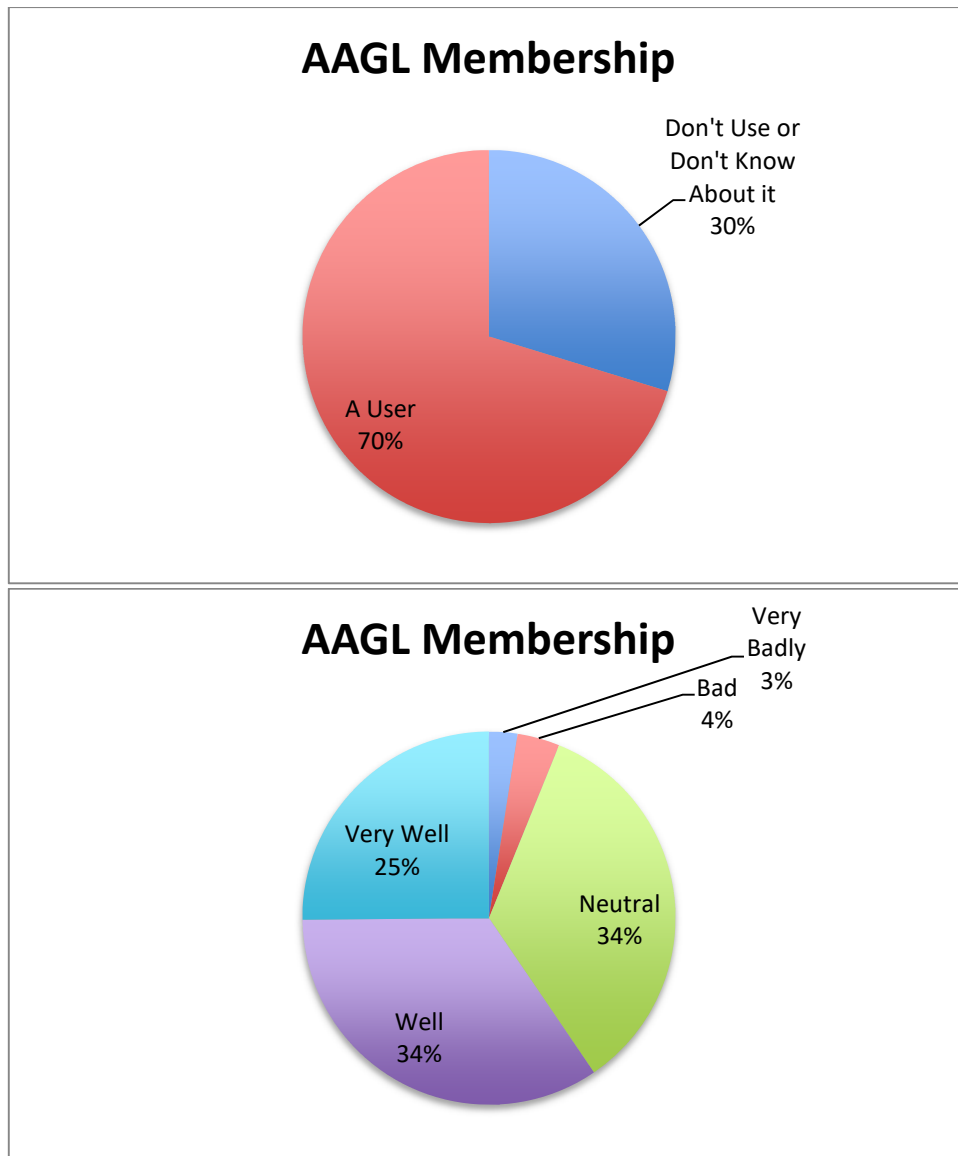


3.18.1 Comment

Of the 223 (94%) of people who use the service and rated it, 5% rated it badly or very badly and 76% of people rated it well or very well. From this question the Journal of Gynaecological Surgery is well supported by the members.

3.19 AAGL Membership

- 232 members answered this question

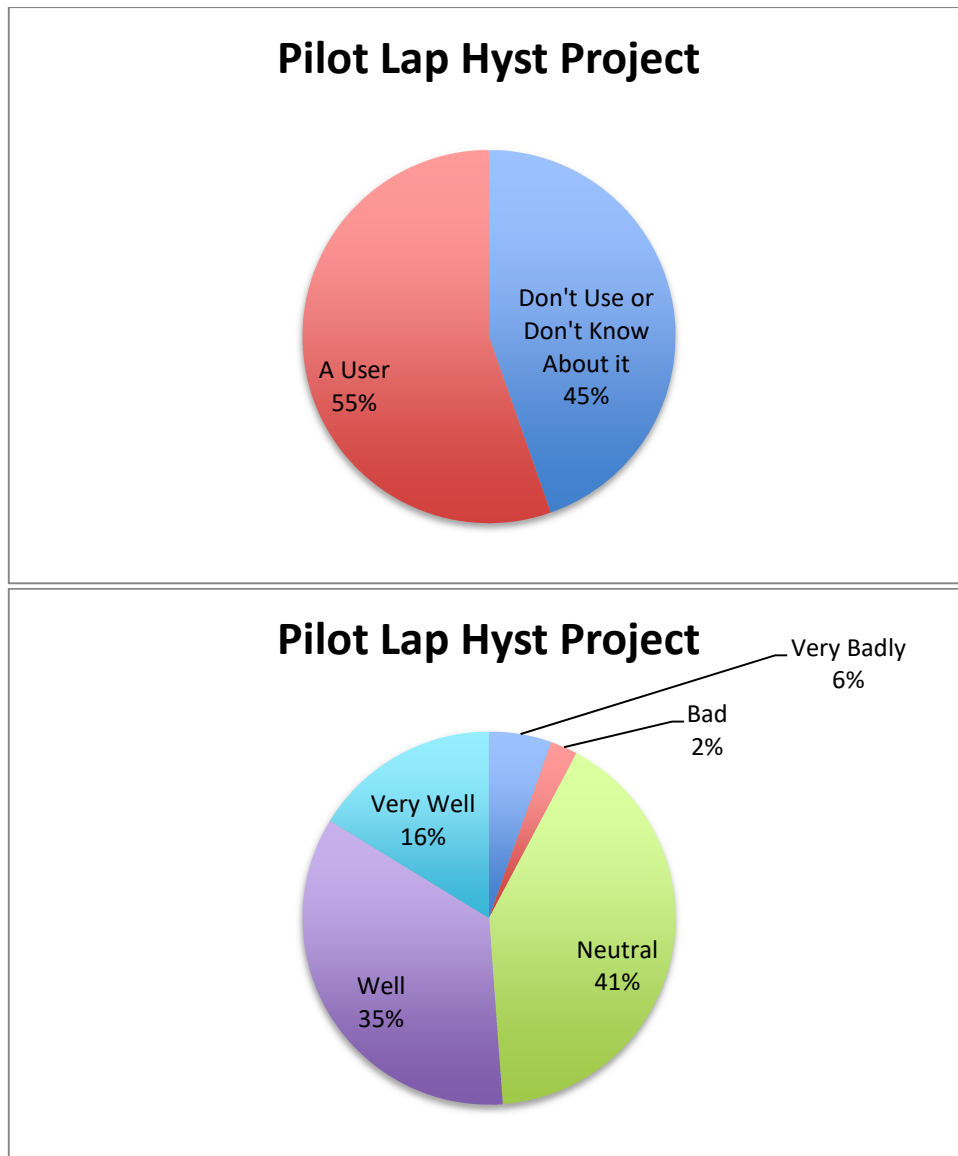


3.19.1 Comment

Of the 163 (70%) of people who use the service and rated it, 7% rated it badly or very badly and 59% of people rated it well or very well. From this question membership of the AAGL is supported by the members.

3.20 Pilot Lap Hyst Project

- 232 members answered this question

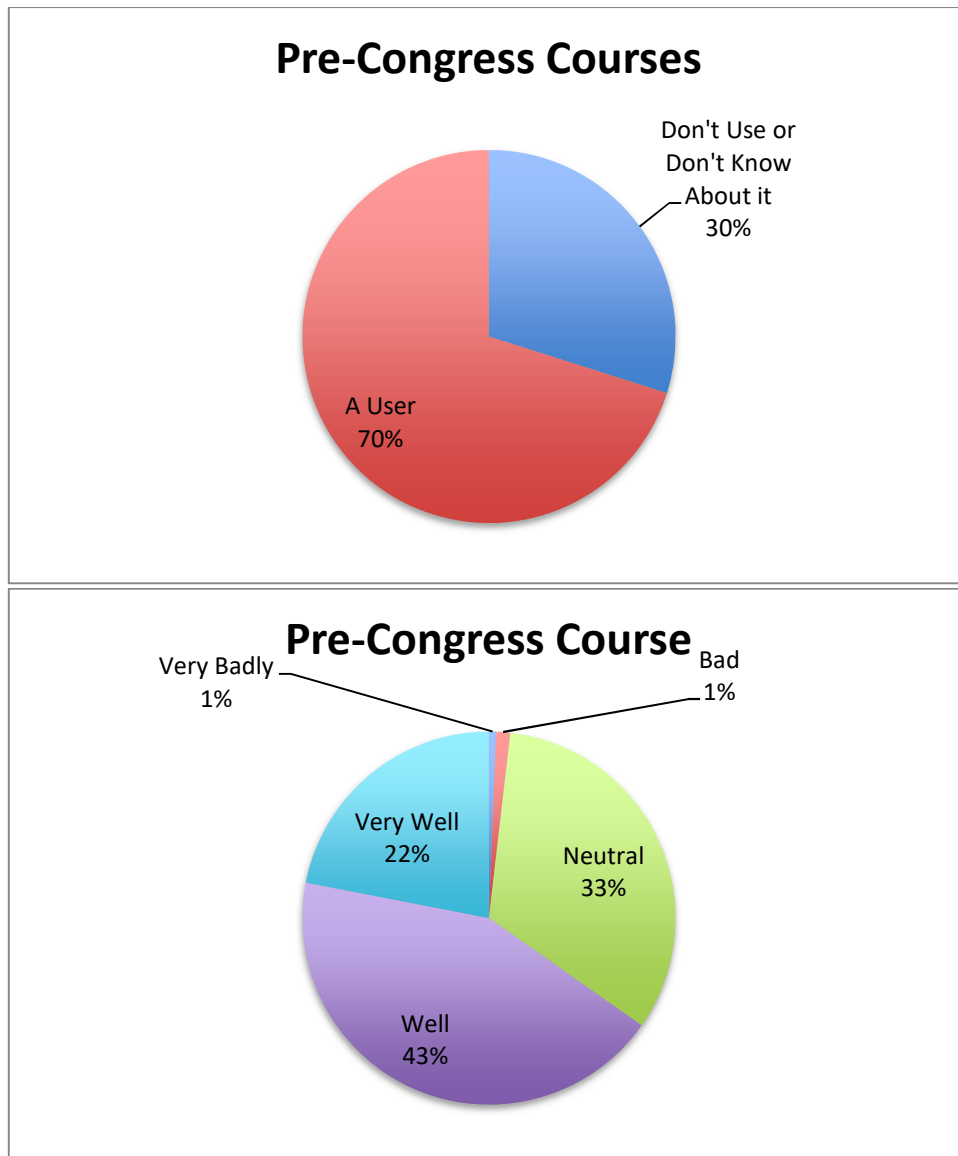


3.20.1 Comment

Of the 129 (55%) of people who use the service and rated it, 8% rated it badly or very badly and 51% of people rated it well or very well. From this question the Pilot Lap Hyst project is supported by the members.

3.21 Pre-congress Courses

- 234 members answered this question

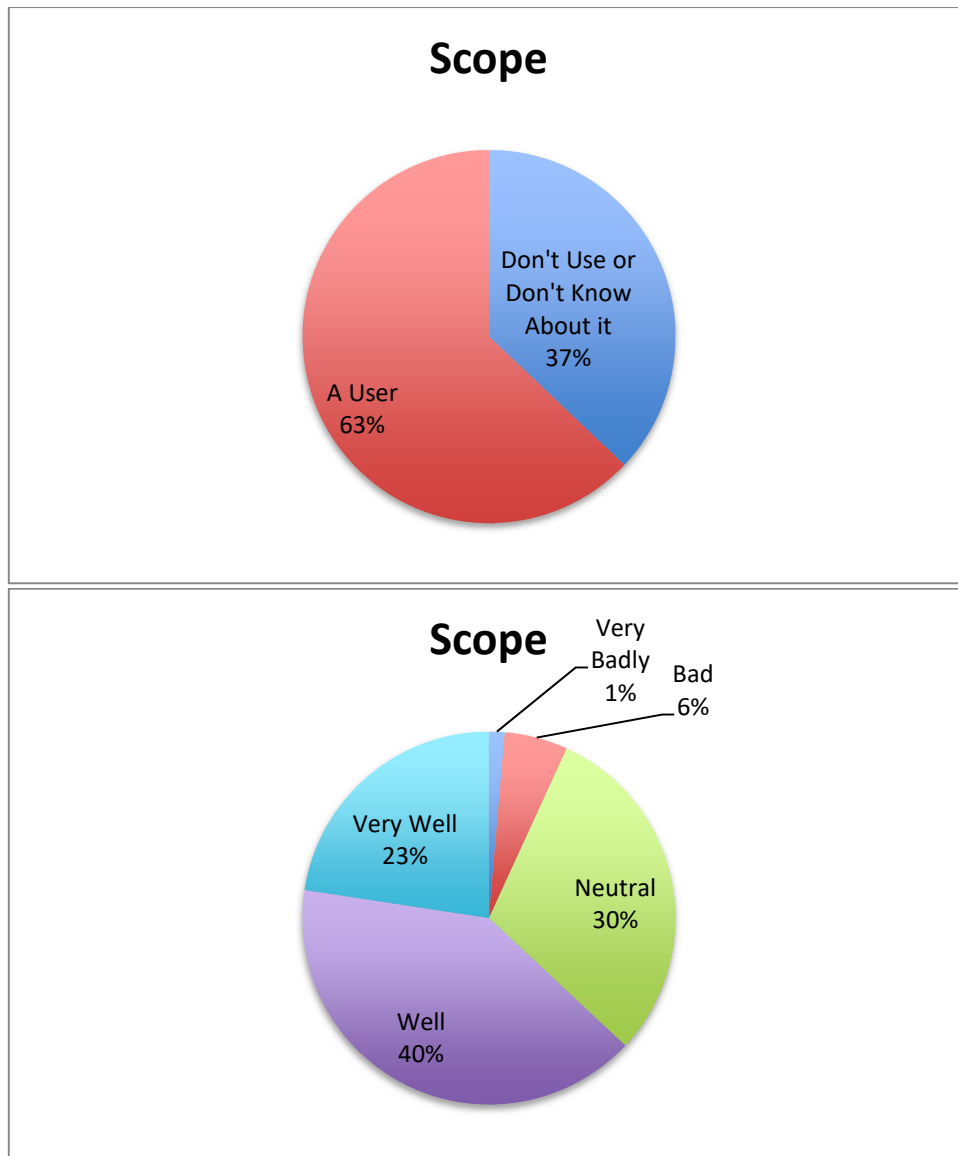


3.21.1 Comment

Of the 164 (70%) of people who use the service and rated it, 2% rated it badly or very badly and 65% of people rated it well or very well. From this question the Pre-Congress Courses are supported by the members.

3.22 The Scope Magazine

- 232 members answered this question



3.22.1 Comment

Of the 146 (63%) of people who use the service and rated it, 7% rated it badly or very badly and 63% of people rated it well or very well. From this question the Scope is supported by the members.

4. Rating of ideas

4.1 BSGE International Meetings

- 235 members answered this question

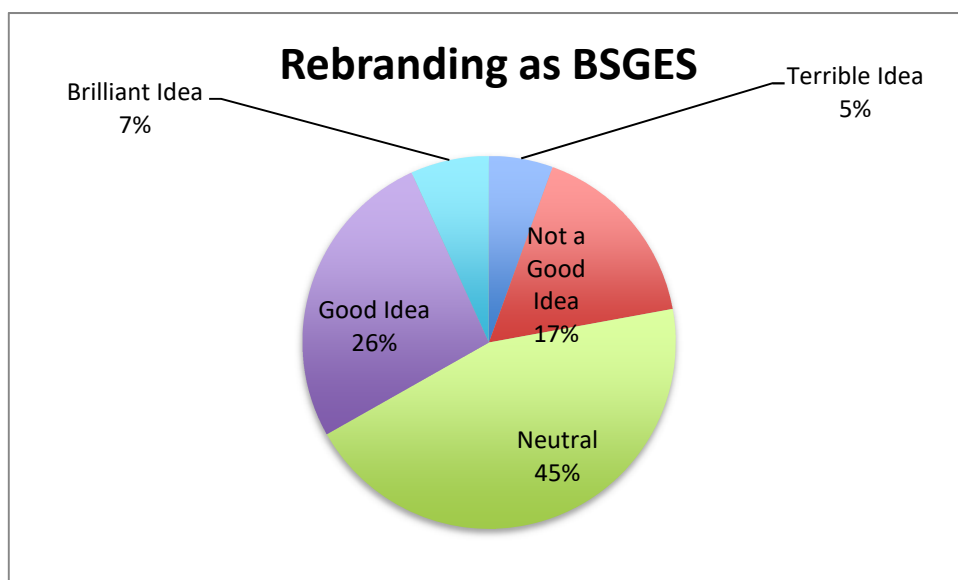


4.1.1 Comment

Sixty five percent of the membership think that international meetings are a good idea.

4.2 Rebranding BSGES

- 235 members answered this question

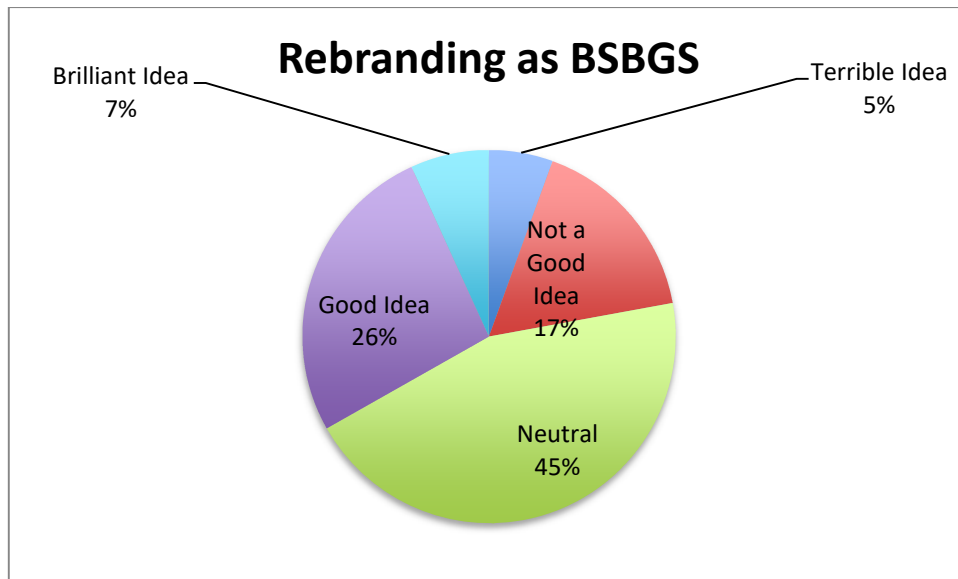


4.2.1 Comment

Only 33% of members support this.

4.3 Rebranding BSBGS

- 236 members answered this question

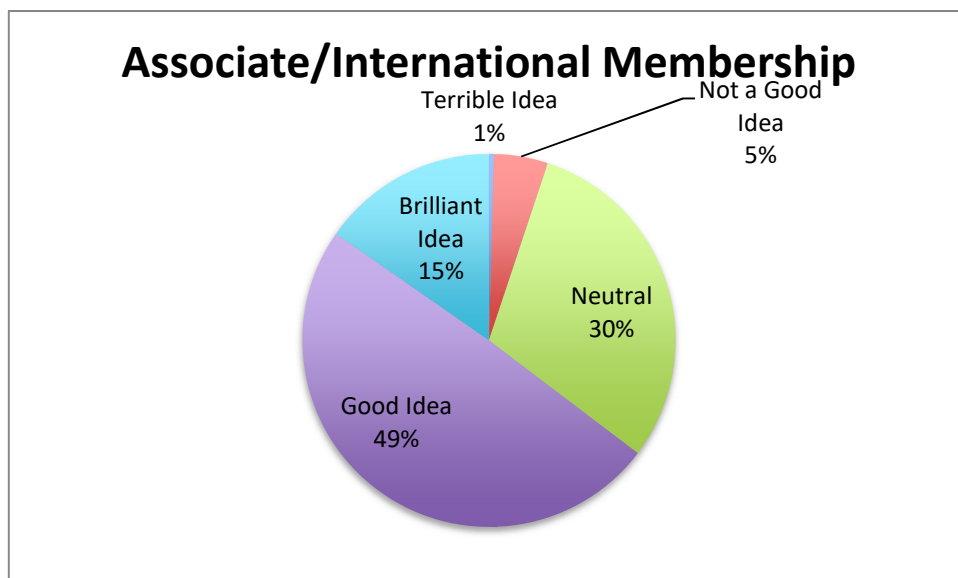


4.3.1 Comment

Only 33% of members support this.

4.4 Associate membership for International (non-UK) Colleagues

- 235 members answered this question

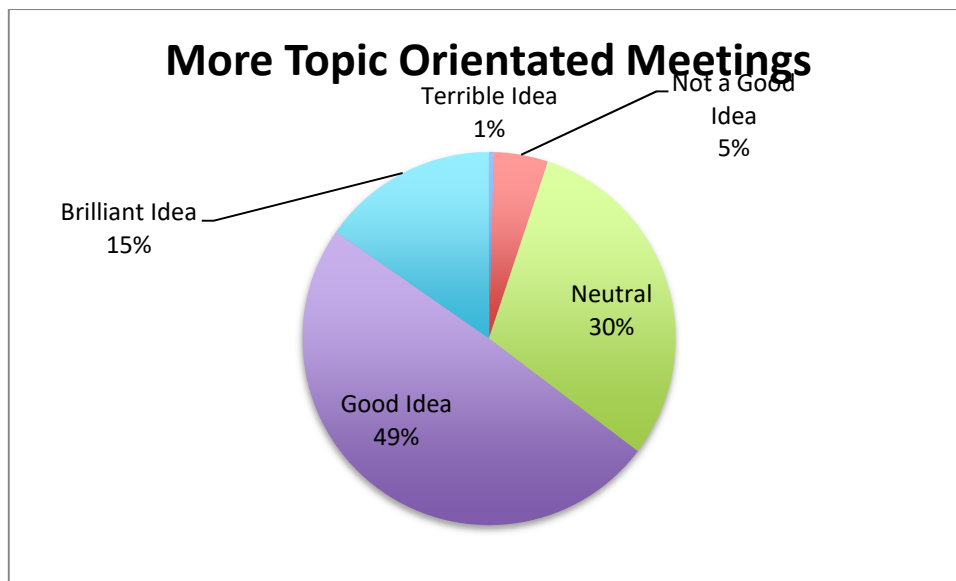


4.4.1 Comment

Sixty four percent of membership support this.

4.5 More topic orientated meetings (e.g. fibroids)

- 235 members answered this question




4.5.1 Comment

Sixty four percent of membership support this.

4.6 BSGE training centre in a selected hospital

- 234 members answered this question

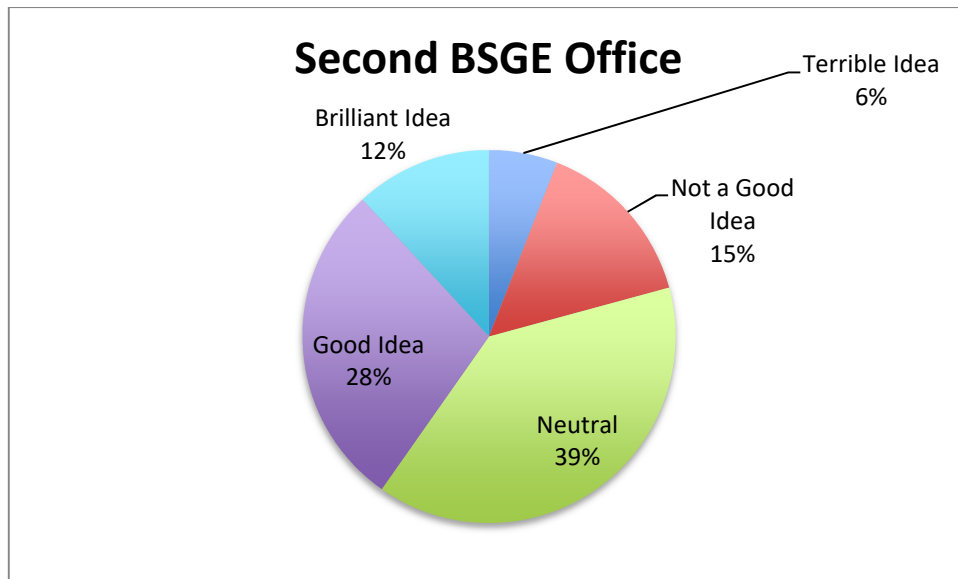


4.6.1 Comment

Sixty three percent of members support this.

4.7 A second BSGE office out of London

- 236 members answered this question



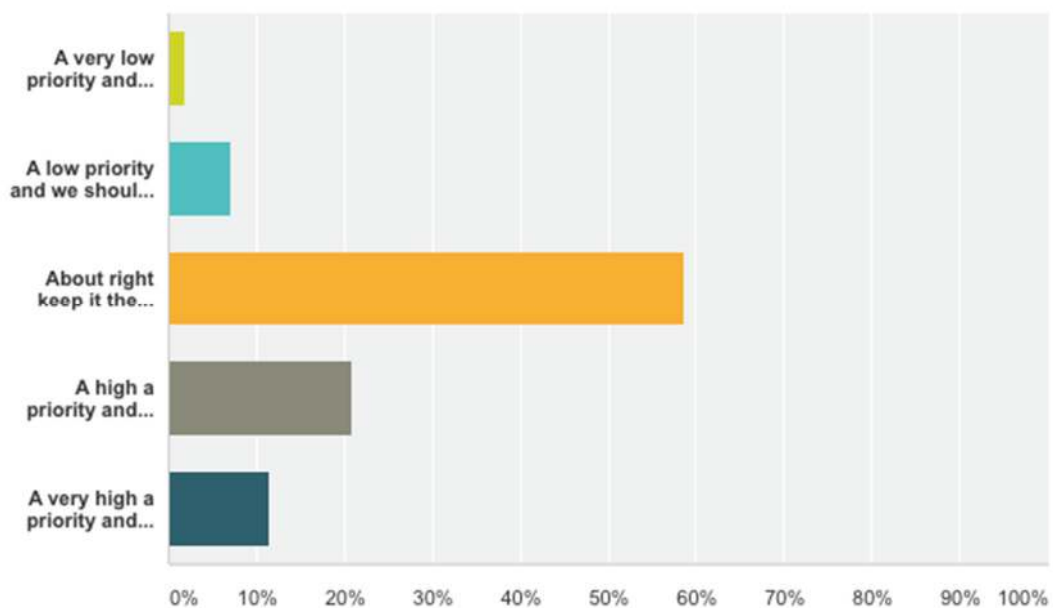
4.7.1 Comment

The idea of a second out of London office is not completely supported by members with only 40% in support.

5. Bursaries

5.1 Financial Priorities of Bursaries

- 236 members answered this question

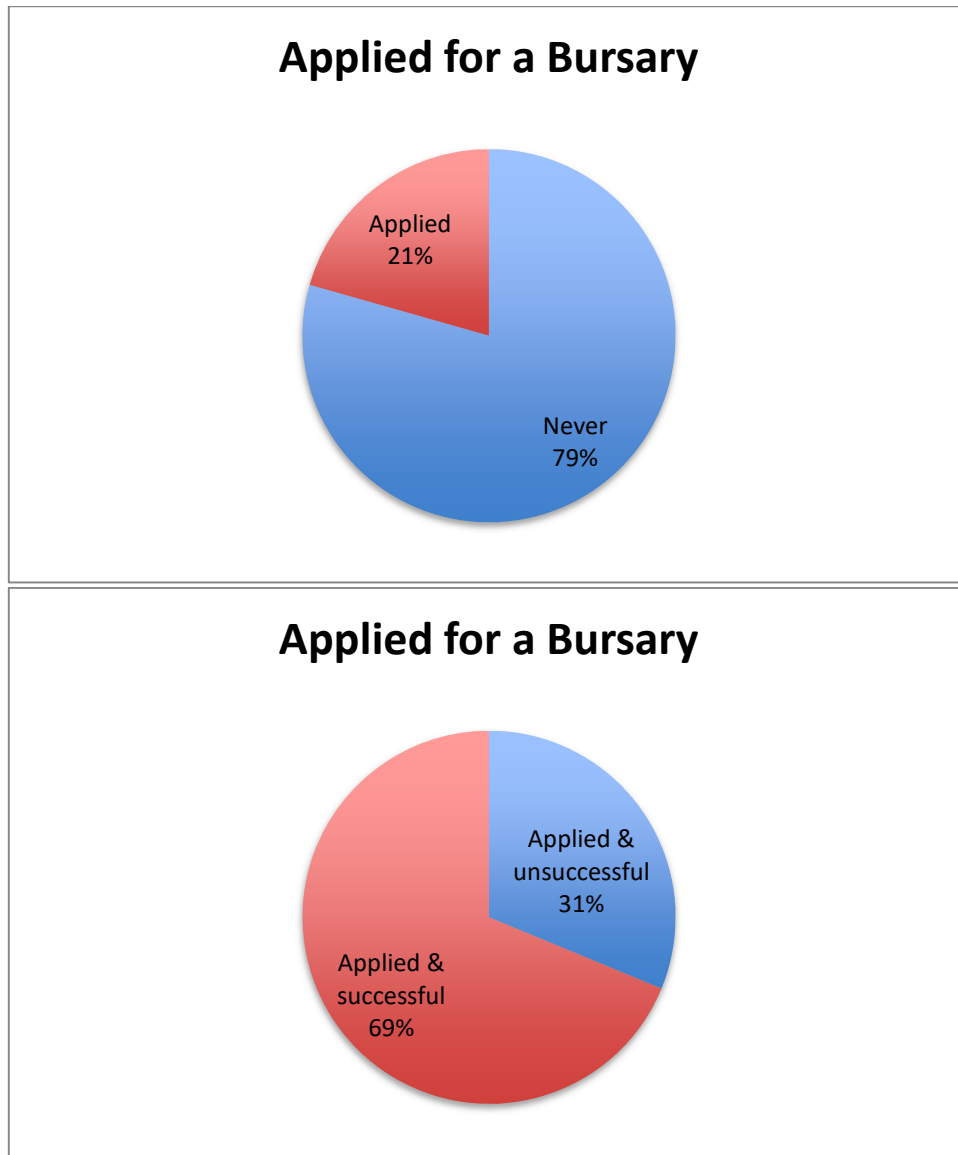


5.1.1 Comment

The membership felt that the expenditure on bursaries was at about the correct level (59%). Nine percent felt that the expenditure should be less and 32% more.

5.3 Have they applied for Bursaries

- 233 members answered this question

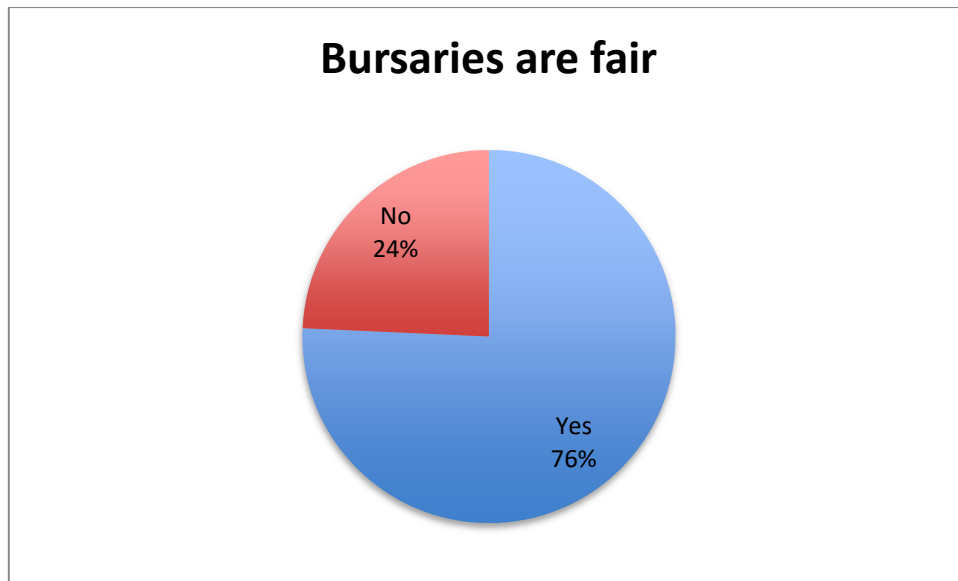


5.3.1 Comment

Most members have not applied for a bursary but as most of these are for juniors that is not unsurprising. Most applicants are successful.

5.4 Transparency regarding the awarding of bursaries/awards

- 200 members answered this question



5.4.1 Comment

Most people felt that the process was fair. However 24% did not and this process could be improved on.

.

6. AAGL

6.1 Continuing spending money on AAGL membership

- 221 members answered this question



6.1.1 Comment

More members feel that we should remain AAGL than those who believe we should not. However, most members are neutral to the idea.

6.2 Members usage of AAGL benefits

	Never	Rarely	Sometimes	Often	Very frequently	Total
Attended conferences	72.89% 164	7.11% 16	9.78% 22	7.11% 16	3.11% 7	225
Attended other meetings	75.89% 170	9.38% 21	7.59% 17	4.46% 10	2.68% 6	224
Engaged with the e-mail endo-exchange	56.25% 126	11.16% 25	12.95% 29	12.05% 27	7.59% 17	224
Used their website	52.44% 118	13.78% 31	16.00% 36	10.22% 23	7.56% 17	225
Used electronic access to their journal	57.33% 129	9.78% 22	18.22% 41	7.11% 16	7.56% 17	225

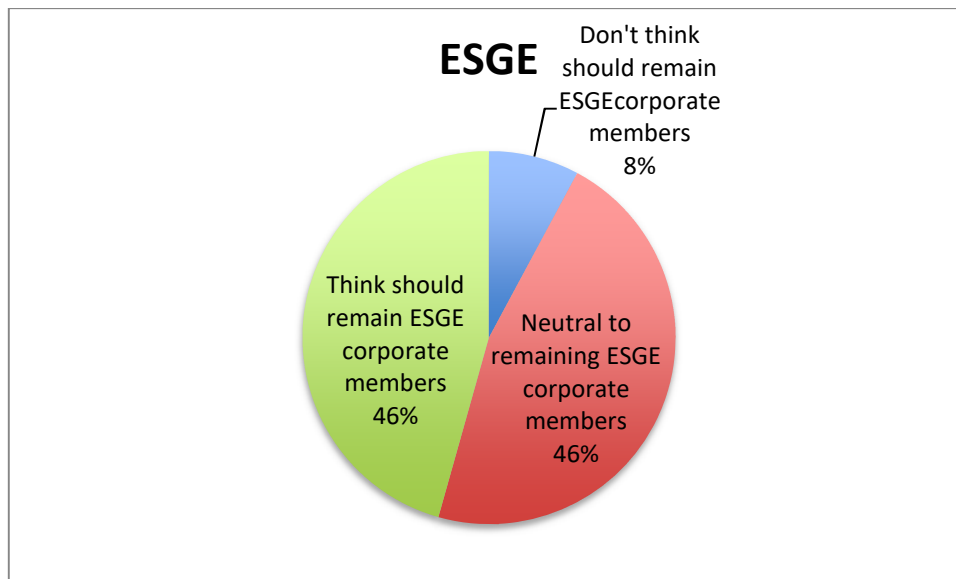
6.2.1 Comment

Most of the AAGL benefits are never used by members.

7. ESGE

7.1 Continuing spending money on ESGE membership

- 217 members answered this question



7.1.1 Comment

The majority of people who expressed a view one way or another supported remaining members of the ESGE although 46% of members were neutral. Only 8% of members were against retaining corporate membership to the ESGE.

7.2 Members usage of ESGE benefits

- 218 - 223 members answered these questions

	Never	Rarely	Sometimes	Often	Very frequently	Total
Attended conferences	45.29% 101	17.04% 38	19.28% 43	13.45% 30	4.93% 11	223
Attended other meetings	60.73% 133	17.35% 38	10.96% 24	8.22% 18	2.74% 6	219
Used the ESGE website	40.18% 88	23.74% 52	24.66% 54	7.31% 16	4.11% 9	219
Involved with ESGE activity (e.g. formation of guidelines)	72.73% 160	11.82% 26	9.55% 21	4.55% 10	1.36% 3	220
Attended ESGE organised practical sessions	71.10% 155	13.76% 30	7.34% 16	5.05% 11	2.75% 6	218

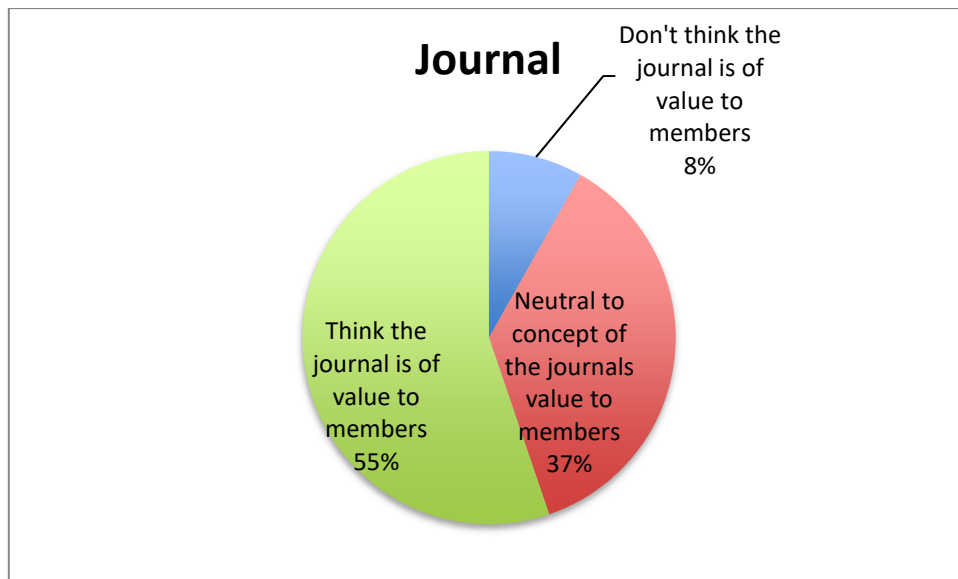
7.2.1 Comment

Although the BSGE members value corporate membership to ESGE, for the most part, they do not use the ESGE advantages.

8. Journal

8.1 Value of spending money on the journal

- 221 members answered this question



8.1.1 Comment

The majority of people who expressed a view one way or another supported the journal. Only 8% of members were against retaining corporate membership to the ESGE.

8.2 Usage of the journal

	Never	Rarely	Sometimes	Often	Very frequently	Total
Browsed titles	8.29% 18	9.68% 21	30.41% 66	31.80% 69	19.82% 43	217
Browsed abstracts	9.13% 20	9.13% 20	31.05% 68	35.16% 77	15.53% 34	219
Read whole papers	9.50% 21	21.27% 47	34.84% 77	25.79% 57	8.60% 19	221
Submitted papers	63.26% 136	17.21% 37	12.09% 26	5.58% 12	1.86% 4	215
Had papers published	71.03% 152	13.55% 29	9.35% 20	4.21% 9	1.87% 4	214

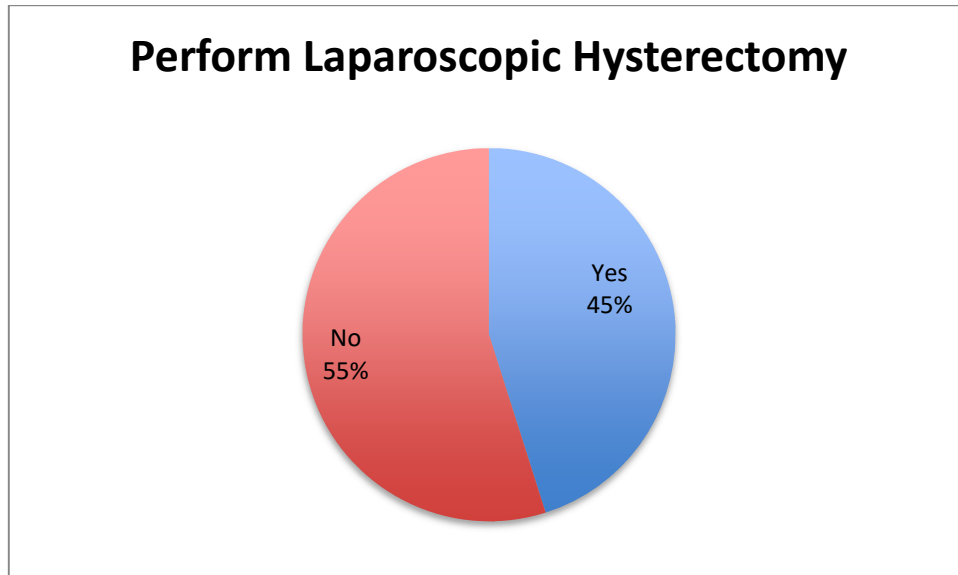
8.2.1 Comment

Few members regularly submit or publish papers in the journal but the majority of members browsed titles, abstracts and papers.

9. Laparoscopic hysterectomy

9.1 Do they do it

- 224 members answered this question



9.1.1 Comment

Most members do cannot independently perform a laparoscopic hysterectomy

9.2 If not is it an aim

- 131 members answered this question

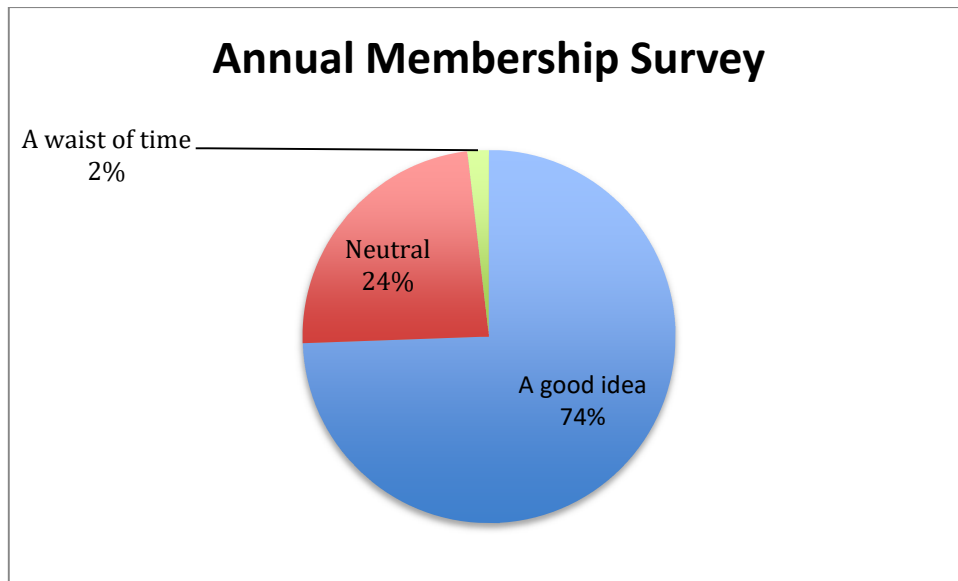


9.2.1 Comment

Forty seven percent of those who do not perform laparoscopic hysterectomy want to learn.

.13. An annual membership survey.

- 213 members responded to this question



13.1 Comment

Members support an annual survey.